

Model 1604Y, incorporating inverted Y style blades, is an architecturally styled 4" (102) deep sightproof louver designed with clean lines that compliment any structure's exterior styling. Available in channel or flanged type, the 4" (102) deep frame installs easily in most common wall configurations. Suitable for use in exhaust and low to medium velocity intake applications, the sightproof blade design features a center water baffle and provides good protection against general weather conditions as well as potential vandalism. Reinforcing bosses run the full length of each blade for superior strength.

**STANDARD CONSTRUCTION:**

- FRAME:** 4" (102) deep, Type 6063-T6 extruded aluminum, .080" (2.03) nominal wall thickness. Integral caulking slot provided.
- BLADES:** Type 6063-T6 extruded aluminum, .080" (2.03) nominal wall thickness, with reinforcing bosses. Inverted Y style.
- BLADE ANGLE:** Fixed at 45 degrees.
- BLADE SPACING:** Approx. 4" (102) on centers.
- BLADE SUPPORT BRACKETS:** Concealed type, factory installed on rear of louver on maximum 60" (1524) centers. Reinforced with 1 1/2" x 2" (38 x 51) angle (adds approx. 2" [51] to overall louver depth).
- MULLIONS:** Concealed architectural style allowing continuous line appearance.
- SCREEN:** 3/4" x .051 (19 x 1.3) expanded, flattened aluminum bird screen in removable frame, inside (rear) mount (adds approximately 3/8" [10] to louver depth).
- FINISH:** Mill.
- MINIMUM SIZE:** 12" W x 12" H (305 x 305).
- MAX. SINGLE SECTION SIZE:** 120" W x 84" H (3048 x 2134) or 84" W x 120" H (2134 x 3048). 70 sq. ft. (6.5m<sup>2</sup>). Larger louvers will require field assembly of smaller sections.

**OPTIONS:**

- |   |   |
|---|---|
| <input type="checkbox"/> <b>FL</b> Flanged Frame.                 | <input type="checkbox"/> <b>ESI</b> Extended Sill.          |
| <input type="checkbox"/> <b>BSSS</b> Type 304 S.S. Bird Screen.   | <input type="checkbox"/> <b>FR1</b> 1" (25) Filter Rack.    |
| <input type="checkbox"/> <b>BSN</b> No Bird Screen.               | <input type="checkbox"/> <b>FR2</b> 2" (51) Filter Rack.    |
| <input type="checkbox"/> <b>ISA</b> Aluminum Insect Screen.       | <input type="checkbox"/> <b>PAC</b> Perimeter Anchor Clips. |
| <input type="checkbox"/> <b>ISSS</b> Type 304 S.S. Insect Screen. | <input type="checkbox"/> <b>Other:</b> _____ .              |
| <input type="checkbox"/> <b>WE</b> Welded Construction.           |   |

**OPTIONAL FINISHES:**

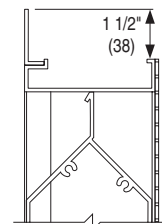
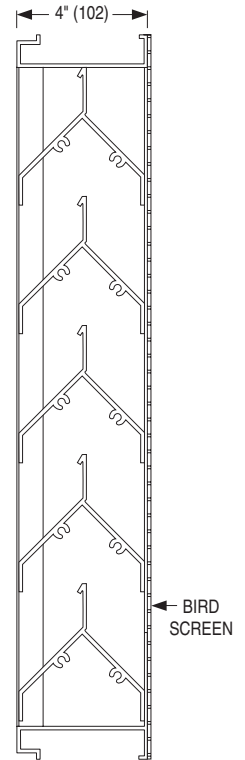
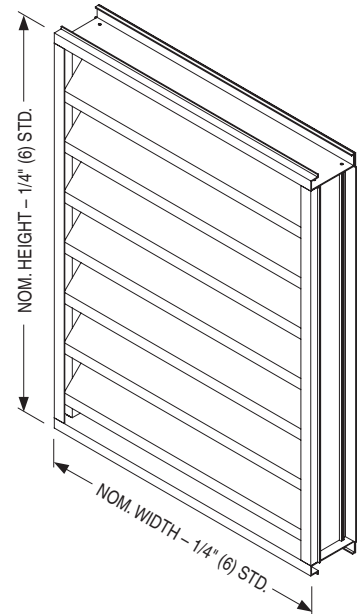
- PC3** Powder Coat AAMA 2603. Color: \_\_\_\_\_ .
- PC4** High Performance Powder Coat AAMA 2604 (Equivalent to 50% Kynar<sup>®</sup>). Color: \_\_\_\_\_ .
- PC5** Fluoropolymer Powder Coat AAMA 2605 (Equivalent to 70% Kynar<sup>®</sup>). Color: \_\_\_\_\_ .
- PCC** Prime Coat.
- AN04** Clear Anodized 204-R1.
- AN15** Clear Anodized 215-R1.

**Color Anodized:**

- |  |   |
|--|---|
| <input type="checkbox"/> <b>ANLB</b> Light Bronze. | <input type="checkbox"/> <b>ANMB</b> Medium Bronze. |
| <input type="checkbox"/> <b>ANDB</b> Dark Bronze.  | <input type="checkbox"/> <b>ANBK</b> Black.         |

**OPTIONAL W x H SIZING** (1/4" [6.5] Undersize standard):

- U00** Exact Size.
- U38** Undersize 3/8" (9.5).
- U50** Undersize 1/2" (12.7).


**FLANGED FRAME (FL)**  
**(OPTIONAL)**
**BIRD SCREEN**
**SCHEDULE TYPE:**
**PROJECT:**
**ENGINEER:**
**CONTRACTOR:**
**DATE**
**B SERIES**
**SUPERSEDES**
**DRAWING NO.**
**2 - 17 - 22**
**1600**
**7 - 11 - 13**
**1604Y**

Page 1 of 2

Dimensions are in inches (mm).

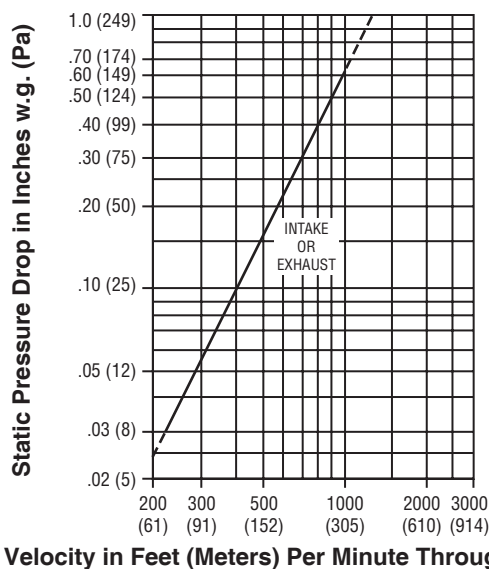


**EXTRUDED ALUMINUM STATIONARY LOUVER**  
**4" (102) DEEP • Y BLADE • SIGHTPROOF**  
**PERFORMANCE DATA**  
**MODEL: 1604Y**

**FREE AREA in Square Feet and Square Meters**

		Width in Inches and Meters																		
		12	18	24	30	36	42	48	54	60	66	72	78	84	90	96	102	108	114	120
Height in Inches and Meters	12	0.11	0.17	0.24	0.30	0.37	0.43	0.50	0.57	0.63	0.70	0.76	0.83	0.90	0.96	1.03	1.09	1.16	1.22	1.29
	0.30	0.01	0.02	0.02	0.03	0.03	0.04	0.05	0.05	0.06	0.06	0.07	0.08	0.08	0.09	0.10	0.10	0.11	0.11	0.12
	18	0.28	0.46	0.63	0.81	0.98	1.16	1.33	1.51	1.68	1.86	2.03	2.21	2.38	2.56	2.73	2.91	3.08	3.26	3.43
	0.46	0.03	0.04	0.06	0.07	0.09	0.11	0.12	0.14	0.16	0.17	0.19	0.21	0.22	0.24	0.25	0.27	0.29	0.30	0.32
	24	0.40	0.66	0.91	1.16	1.42	1.67	1.92	2.17	2.43	2.68	2.93	3.19	3.44	3.69	3.94	4.20	4.45	4.70	4.96
	0.61	0.04	0.06	0.08	0.11	0.13	0.16	0.18	0.20	0.23	0.25	0.27	0.30	0.32	0.34	0.37	0.39	0.41	0.44	0.46
	30	0.57	0.93	1.29	1.65	2.01	2.37	2.73	3.09	3.45	3.81	4.17	4.53	4.89	5.25	5.61	5.97	6.33	6.68	7.04
	0.76	0.05	0.09	0.12	0.15	0.19	0.22	0.25	0.29	0.32	0.35	0.39	0.42	0.45	0.49	0.52	0.55	0.59	0.62	0.65
	36	0.69	1.12	1.55	1.99	2.42	2.85	3.28	3.72	4.15	4.58	5.01	5.44	5.88	6.31	6.74	7.17	7.60	8.04	8.47
	0.91	0.06	0.10	0.14	0.18	0.22	0.26	0.30	0.35	0.39	0.43	0.47	0.51	0.55	0.59	0.63	0.67	0.71	0.75	0.79
	42	0.87	1.41	1.96	2.50	3.04	3.59	4.13	4.67	5.22	5.76	6.31	6.85	7.39	7.94	8.48	9.02	9.57	10.11	10.65
	1.07	0.08	0.13	0.18	0.23	0.28	0.33	0.38	0.43	0.48	0.54	0.59	0.64	0.69	0.74	0.79	0.84	0.89	0.94	0.99
	48	0.98	1.60	2.21	2.83	3.44	4.05	4.67	5.28	5.90	6.51	7.13	7.74	8.36	8.97	9.58	10.20	10.81	11.43	12.04
	1.22	0.09	0.15	0.21	0.26	0.32	0.38	0.43	0.49	0.55	0.61	0.66	0.72	0.78	0.83	0.89	0.95	1.00	1.06	1.12
	54	1.16	1.89	2.62	3.34	4.07	4.80	5.53	6.25	6.98	7.71	8.44	9.16	9.89	10.62	11.35	12.07	12.80	13.53	14.26
	1.37	0.11	0.18	0.24	0.31	0.38	0.45	0.51	0.58	0.65	0.72	0.78	0.85	0.92	0.99	1.05	1.12	1.19	1.26	1.32
	60	1.27	2.07	2.86	3.66	4.46	5.25	6.05	6.85	7.64	8.44	9.23	10.03	10.83	11.62	12.42	13.21	14.01	14.81	15.60
	1.52	0.12	0.19	0.27	0.34	0.41	0.49	0.56	0.64	0.71	0.78	0.86	0.93	1.01	1.08	1.15	1.23	1.30	1.38	1.45
	66	1.46	2.38	3.29	4.20	5.12	6.03	6.95	7.86	8.77	9.69	10.60	11.52	12.43	13.35	14.26	15.17	16.09	17.00	17.92
	1.68	0.14	0.22	0.31	0.39	0.48	0.56	0.65	0.73	0.82	0.90	0.98	1.07	1.15	1.24	1.32	1.41	1.49	1.58	1.66
72	1.57	2.56	3.54	4.53	5.51	6.49	7.48	8.46	9.45	10.43	11.42	12.40	13.39	14.37	15.35	16.34	17.32	18.31	19.29	
1.83	0.15	0.24	0.33	0.42	0.51	0.60	0.69	0.79	0.88	0.97	1.06	1.15	1.24	1.33	1.43	1.52	1.61	1.70	1.79	
78	1.76	2.86	3.97	5.07	6.17	7.27	8.38	9.48	10.58	11.68	12.79	13.89	14.99	16.09	17.20	18.30	19.40	20.50	21.61	
1.98	0.16	0.27	0.37	0.47	0.57	0.68	0.78	0.88	0.98	1.09	1.19	1.29	1.39	1.50	1.60	1.70	1.80	1.90	2.01	
84	1.86	3.02	4.18	5.34	6.51	7.67	8.83	9.99	11.15	12.32	13.48	14.64	15.80	16.96	18.13	19.29	20.45	21.61	22.77	
2.13	0.17	0.28	0.39	0.50	0.60	0.71	0.82	0.93	1.04	1.14	1.25	1.36	1.47	1.58	1.68	1.79	1.90	2.01	2.12	
90	2.06	3.35	4.63	5.92	7.21	8.50	9.79	11.07	12.36	13.65	14.94	16.23	17.51	18.80	20.09	21.38	22.66	23.95	25.24	
2.29	0.19	0.31	0.43	0.55	0.67	0.79	0.91	1.03	1.15	1.27	1.39	1.51	1.63	1.75	1.87	1.99	2.11	2.23	2.34	
96	2.17	3.53	4.89	6.24	7.60	8.96	10.32	11.67	13.03	14.39	15.75	17.11	18.46	19.82	21.18	22.54	23.90	25.25	26.61	
2.44	0.20	0.33	0.45	0.58	0.71	0.83	0.96	1.08	1.21	1.34	1.46	1.59	1.72	1.84	1.97	2.09	2.22	2.35	2.47	
102	2.34	3.81	5.27	6.74	8.20	9.67	11.13	12.60	14.07	15.53	17.00	18.46	19.93	21.39	22.86	24.32	25.79	27.25	28.72	
2.59	0.22	0.35	0.49	0.63	0.76	0.90	1.03	1.17	1.31	1.44	1.58	1.72	1.85	1.99	2.12	2.26	2.40	2.53	2.67	
108	2.46	4.00	5.54	7.08	8.62	10.16	11.70	13.24	14.78	16.32	17.86	19.40	20.94	22.48	24.02	25.56	27.10	28.64	30.18	
2.74	0.23	0.37	0.51	0.66	0.80	0.94	1.09	1.23	1.37	1.52	1.66	1.80	1.95	2.09	2.23	2.37	2.52	2.66	2.80	
114	2.65	4.31	5.97	7.63	9.28	10.94	12.60	14.26	15.92	17.58	19.24	20.89	22.55	24.21	25.87	27.53	29.19	30.85	32.50	
2.90	0.25	0.40	0.55	0.71	0.86	1.02	1.17	1.32	1.48	1.63	1.79	1.94	2.10	2.25	2.40	2.56	2.71	2.87	3.02	
120	2.76	4.48	6.21	7.93	9.66	11.38	13.11	14.83	16.56	18.28	20.01	21.73	23.46	25.18	26.91	28.63	30.36	32.08	33.81	
3.05	0.26	0.42	0.58	0.74	0.90	1.06	1.22	1.38	1.54	1.70	1.86	2.02	2.18	2.34	2.50	2.66	2.82	2.98	3.14	

**PRESSURE DROP**



Louver test size: 48" x 48" (1219 x 1219 mm).  
 Standard air density @ 0.075 lbs/ft³.  
 Tested to AMCA Fig. 5.5-6.5.

<b>SCHEDULE TYPE:</b>	Page 2 of 2			
<b>PROJECT:</b>	Dimensions are in inches (mm).			
<b>ENGINEER:</b>	<b>DATE</b>	<b>B SERIES</b>	<b>SUPERSEDES</b>	<b>DRAWING NO.</b>
<b>CONTRACTOR:</b>	2 - 17 - 22	1600	7 - 11 - 13	1604Y



**SPECIALTY STATIONARY LOUVERS  
EXTRUDED ALUMINUM  
CIRCULAR & SEMICIRCULAR SHAPES  
MODEL SERIES: 1600**

Nailor specialty shape louvers are available in a variety of blade/frame designs. The following louver models are available in specialty shapes as shown:

<b>1602J</b>	<b>1604J</b>	<b>1604D</b>	<b>1606J</b>	<b>1606D</b>
<b>1602K</b>	<b>1604JD</b>	<b>1604DD</b>	<b>1606JD</b>	<b>1606DD</b>
<b>1602D</b>	<b>1604KD</b>	<b>1604Y</b>	<b>1606KD</b>	<b>1606DHP</b>

**Note:** Use of drainable blades is not recommended on certain shapes. Consult Nailor for specific applications.

**PERFORMANCE:**

Standard louvers are tested for water penetration and pressure drop in a square configuration only. Performance of specialty shape louvers may vary from that of standard louvers.

Specialty shape louvers are not licensed to bear the AMCA seal.

**STANDARD CONSTRUCTION:**

**FRAME:** Type 6063-T6 extruded or formed aluminum. Channel type standard. Frame profile may vary depending upon louver style and shape. Contact Nailor for specific details.

**BLADES:** Type 6063-T6 extruded aluminum. See applicable louver model submittal sheet for blade profile.

**BLADE SUPPORT BRACKETS:** Concealed type, factory installed on rear of louver as necessary. Reinforced with 1 1/2" x 2" (38 x 51) vertical angle (adds approximately 2" [51] to overall louver depth).

**SCREEN:** 3/4" x .051 (19 x 1.3) expanded, flattened aluminum bird screen in removable frame, inside (rear) mount (adds approximately 3/8" [10] to louver depth).

**FINISH:** Mill.

**MINIMUM SIZE:** 20" (508) Diameter. Contact Nailor for smaller sizes.

**MAXIMUM SINGLE SECTION SIZE:** 120" W x 84" H (3048 x 2134) or 84" H x 120" W (2134 x 3048). Larger louvers will require field assembly of smaller sections. Consult Nailor for section details of specific sizes.

**OPTIONS:**

- FL** Flanged Frame.
- BSSS** Type 304 S.S. Bird Screen.
- BSN** No Bird Screen.
- ISA** Aluminum Insect Screen.
- ISSS** Type 304 S.S. Insect Screen.
- PAC** Perimeter Anchor Clips.
- Other:** \_\_\_\_\_.

**OPTIONAL FINISHES:**

- PC3** Powder Coat AAMA 2603. Color: \_\_\_\_\_.
- PC4** High Performance Powder Coat AAMA 2604 (Equivalent to 50% Kynar®). Color: \_\_\_\_\_.
- PC5** Fluoropolymer Powder Coat AAMA 2605 (Equivalent to 70% Kynar®). Color: \_\_\_\_\_.
- PCC** Prime Coat.
- AN04** Clear Anodized 204-R1.
- AN15** Clear Anodized 215-R1.

Color Anodized:

- ANLB** Light Bronze.
- ANDB** Dark Bronze.
- ANMB** Medium Bronze.
- ANBK** Black.

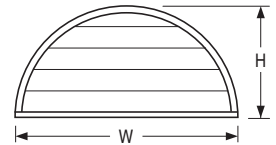
**OPTIONAL W x H SIZING** (1/4" [6.5] Undersize standard):

- U00** Exact Size.
- U38** Undersize 3/8" (9.5).
- U50** Undersize 1/2" (12.7).

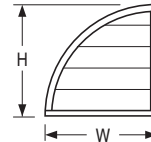
Contact Nailor for special configurations or requirements.



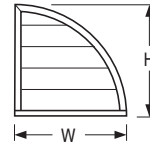
**CA Circle (Round)**



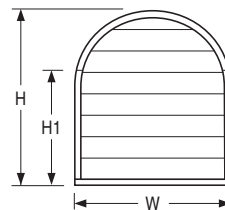
**CB Semi-Circle**



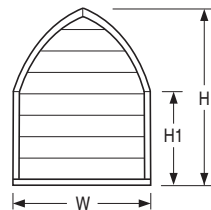
**CC 1/4 Circle Left**



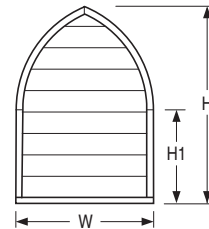
**CD 1/4 Circle Right**



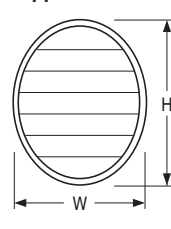
**CE Arch Semi-Circular**



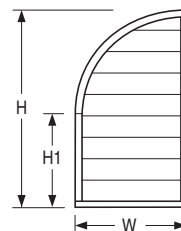
**CFC Arch Custom (Dropped or Lancet)**



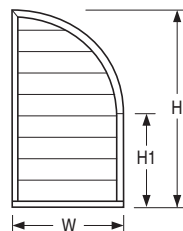
**CFE Arch Equilateral**




**CG Oval**



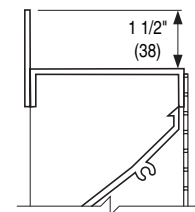
**CH Arch 1/4 Circle Left**



**CJ Arch 1/4 Circle Right**



**TYPICAL CHANNEL FRAME (STANDARD)**



**OPTIONAL FLANGED FRAME (FL)**

Dimensions are in inches (mm)

**SCHEDULE TYPE:**

**PROJECT:**

**ENGINEER:**

**CONTRACTOR:**

**DATE**

**B SERIES**

**SUPERSEDES**

**DRAWING NO.**

2 - 17 - 22

1600

8 - 20 - 13R

1600CSC

**APPLICATION:**

Glazing adaptor for louver installation in common curtainwall and window systems. The 1" (25) deep adaptor is factory installed onto louver frame and is suitable for use on 2" (51), 4" (102) and 6" (152) deep extruded aluminum louver models.

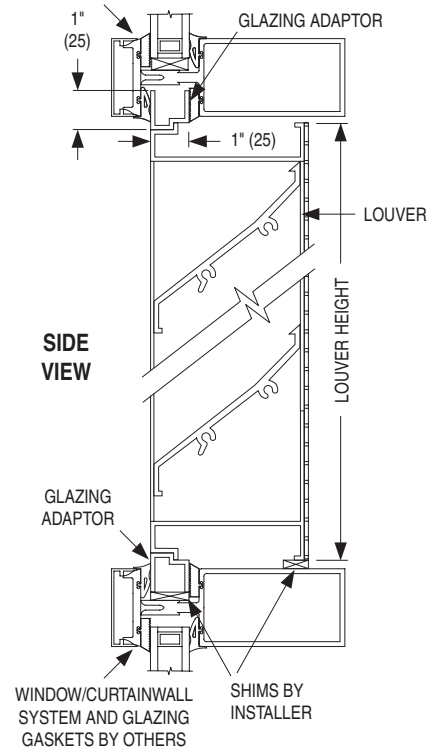
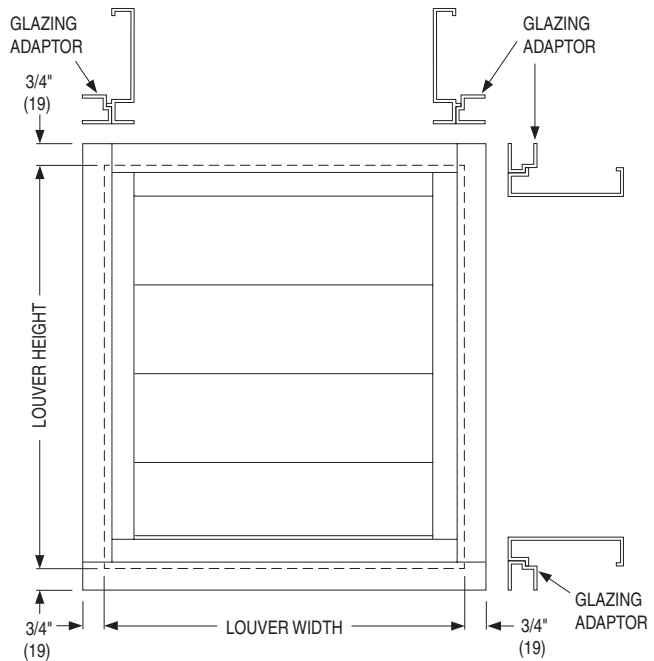
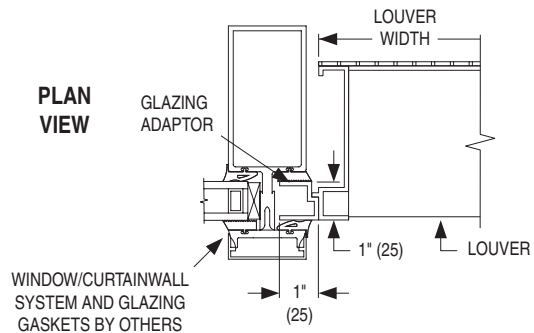
**STANDARD CONSTRUCTION:**

**MATERIAL:** Type 6063-T6 extruded aluminum, .081" (2.06) nominal thickness.

**FINISH:** Mill.

**TYPICAL INSTALLATION:**

WINDOW/CURTAINWALL  
 SYSTEM AND GLAZING  
 GASKETS BY OTHERS


**PLAN VIEW**


**SCHEDULE TYPE:**

**PROJECT:**

**ENGINEER:**

**CONTRACTOR:**

Dimensions are in inches (mm)

**DATE**

**B SERIES**

**SUPERSEDES**

**DRAWING NO.**

2 - 17 - 22

1600

7 - 11 - 13

1600GA



**SPECIALTY STATIONARY LOUVERS**  
**EXTRUDED ALUMINUM**  
**TRIANGULAR & TRAPEZOIDAL SHAPES**  
**MODEL SERIES: 1600**

Nailor specialty shape louvers are available in a variety of blade/frame designs. The following louver models are available in specialty shapes as shown:

- |              |               |               |               |                |
|--------------|---------------|---------------|---------------|----------------|
| <b>1602J</b> | <b>1604J</b>  | <b>1604D</b>  | <b>1606J</b>  | <b>1606D</b>   |
| <b>1602K</b> | <b>1604JD</b> | <b>1604DD</b> | <b>1606JD</b> | <b>1606DD</b>  |
| <b>1602D</b> | <b>1604KD</b> | <b>1604Y</b>  | <b>1606KD</b> | <b>1606DHP</b> |

**Note:** Use of drainable blades is not recommended on certain shapes. Consult Nailor for specific applications.

**PERFORMANCE:**

Standard louvers are tested for water penetration and pressure drop in a square configuration only. Performance of specialty shape louvers may vary from that of standard louvers.

Specialty shape louvers are not licensed to bear the AMCA seal.

**STANDARD CONSTRUCTION:**

**FRAME:** Type 6063-T6 extruded or formed aluminum. Channel type standard. Frame profile may vary depending upon louver style and shape. Contact Nailor for specific details.

**BLADES:** Type 6063-T6 extruded aluminum. See applicable louver model submittal sheet for blade profile.

**BLADE SUPPORT BRACKETS:** Concealed type, factory installed on rear of louver as necessary. Reinforced with 1 1/2" x 2" (38 x 51) vertical angle (adds approximately 2" [51] to overall louver depth).

**SCREEN:** 3/4" x .051 (19 x 1.3) expanded, flattened aluminum bird screen in removable frame, inside (rear) mount (adds approximately 3/8" [10] to louver depth).

**FINISH:** Mill.

**MINIMUM SIZE:** 20" W x 16" H (508 x 406).

**MAXIMUM SINGLE SECTION SIZE:** 120" W x 84" H (3048 x 2134) or 84" W x 120" H (2134 x 3048).

**SECTION SIZE:** Consult Nailor for section details of specific sizes. Larger louvers will require field assembly of smaller sections.

**OPTIONS:**

- |   |   |
|---|---|
| <input type="checkbox"/> <b>FL</b> Flanged Frame.               | <input type="checkbox"/> <b>ISSS</b> Type 304 S.S. Insect Screen. |
| <input type="checkbox"/> <b>BSSS</b> Type 304 S.S. Bird Screen. | <input type="checkbox"/> <b>PAC</b> Perimeter Anchor Clips.       |
| <input type="checkbox"/> <b>BSN</b> No Bird Screen.             | <input type="checkbox"/> <b>Other:</b> _____                      |
| <input type="checkbox"/> <b>ISA</b> Aluminum Insect Screen.     |   |

**OPTIONAL FINISHES:**

- |  |
|--|
| <input type="checkbox"/> <b>PC3</b> Powder Coat AAMA 2603. Color: _____.   |
| <input type="checkbox"/> <b>PC4</b> High Performance Powder Coat AAMA 2604 (Equivalent to 50% Kynar®). Color: _____. |
| <input type="checkbox"/> <b>PC5</b> Fluoropolymer Powder Coat AAMA 2605 (Equivalent to 70% Kynar®). Color: _____.    |

- |   |
|---|
| <input type="checkbox"/> <b>PCC</b> Prime Coat.             |
| <input type="checkbox"/> <b>AN04</b> Clear Anodized 204-R1. |
| <input type="checkbox"/> <b>AN15</b> Clear Anodized 215-R1. |

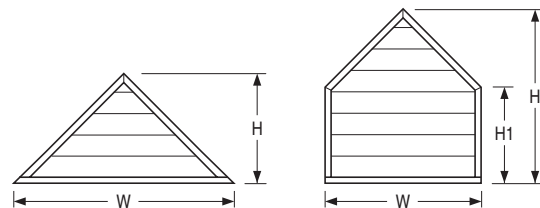
Color Anodized:

- |  |   |
|--|---|
| <input type="checkbox"/> <b>ANLB</b> Light Bronze. | <input type="checkbox"/> <b>ANMB</b> Medium Bronze. |
| <input type="checkbox"/> <b>ANDB</b> Dark Bronze.  | <input type="checkbox"/> <b>ANBK</b> Black.         |

**OPTIONAL W x H SIZING** (1/4" [6.5] Undersize standard):

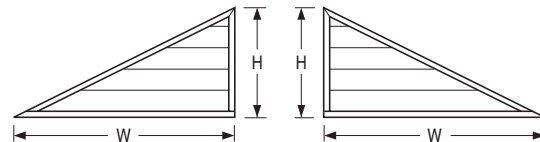
- |  |
|--|
| <input type="checkbox"/> <b>U00</b> Exact Size.            |
| <input type="checkbox"/> <b>U38</b> Undersize 3/8" (9.5).  |
| <input type="checkbox"/> <b>U50</b> Undersize 1/2" (12.7). |

Contact Nailor for special configurations or requirements.



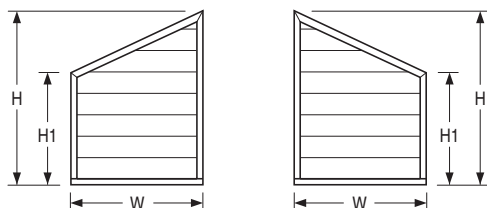
**TA Triangle Isoceles**

**TB Arch Gable**



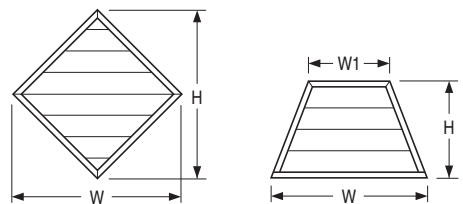
**TC Triangle RA Left**

**TD Triangle RA Right**



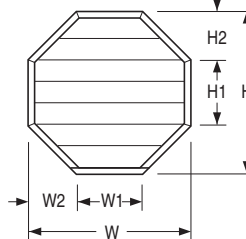
**TE Quadrilateral Left**

**TF Quadrilateral Right**

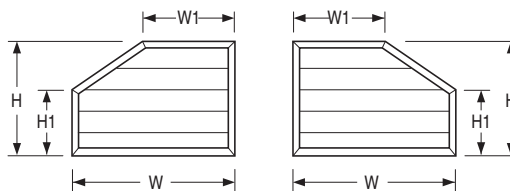


**TG Diamond/Rhombus**

**TH Trapezoid**




**TJ Octagon**

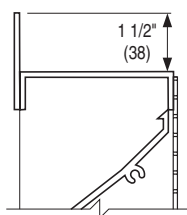


**TK Left Corner**

**TL Right Corner**



TYPICAL CHANNEL FRAME (STANDARD)



OPTIONAL FLANGED FRAME (FL)

Dimensions are in inches (mm)

<b>SCHEDULE TYPE:</b>				
<b>PROJECT:</b>				
<b>ENGINEER:</b>	<b>DATE</b>	<b>B SERIES</b>	<b>SUPERSEDES</b>	<b>DRAWING NO.</b>
<b>CONTRACTOR:</b>	2 - 17 - 22	1600	8 - 20 - 13	1600TT


 Slate Blue **LF01**

 Medium Bronze **LF02**

 Sandstone **LF03**

 Light Gray **LF04**

 Charcoal **LF05**

 Bone White **LF06**

 Western Tan **LF07**


 Architectural Bronze **LF08**

 Regal Blue **LF09**


 Forest Green **LF10**

 Surrey Beige **LF11**

 Royal Brown **LF12**

 Barn Red **LF13**

 Burgundy **LF14**

 Clay **LF15**

 Almond **LF16**

 Coastal White **LF17**

 Vista Green **LF18**

 Black **LF19**

 Gloss Black **LF20**

 Campus Green **LF21**

Nailor offers 21 standard paint colors selected for architectural exterior use which meet or exceed AAMA specifications and performance requirements for color retention, chalk resistance, gloss retention, erosion, corrosion and chemical resistance as well as dry film thickness and hardness. Our state-of-the-art powder coat system provides an environment friendly finishing solution with more uniform coverage and coating thickness. The result is an exceptional finish that better resists scratching, fading and general wear. Additional liquid coat facilities for special requirements complete our ability to provide unmatched beauty and durability for any application.

Custom color matching is also available upon request. Contact your local Nailor representative.

# Available Finishes

FINISH TYPE	DESCRIPTION	STANDARD WARRANTY
<b>Fluoropolymer Powder Coat</b> AAMA 2605-Superior Finish (AKA: Powdura® 5000, Corafon® Powder, Interpon® D3000-Fluoromax)	<b>"Ultimate"</b> – A next generation hyper durable powder coating, based on FEVE fluoropolymer resins and ceramic pigmentation that the industry has acknowledged as the foundation for superior performance coatings. They provide a hard surface that is resistant to scratching and scuffing, with superior color and gloss retention, when applied to a variety of exterior architectural applications. This technology represents the "ultimate" in environmentally friendly finishes, with Zero-VOC emissions.  A new alternative to traditional 70% Kynar 500® / Hylar 500® PVDF fluoropolymer liquid coatings.	10 years (Consult Nailor for availability of extended warranty)
<b>High Performance Powder Coat</b> AAMA 2604 – High Performance Finish (AKA: Powdura® 4000, Envirocron® Ultra Durable Powder, Dynadure™ 400, Interpon® D2000)	<b>"Better"</b> – A high performance polyester powder coating, based on "super durable" resins that utilize infrared reflective pigments, which provides excellent resistance to outdoor weathering. A harder and more environmentally friendly coating than other liquid paint counterparts and with Zero-VOC emissions.  A good alternative to 50% Kynar 500® / Hylar 5000® liquid coatings.	5 years
<b>Durable Powder Coat</b> AAMA 2603 – Pigmented Organic Coatings (AKA: Powdura® 3000, Envirocron® Durable Powder, Dynadure™ 300, Interpon® D1000)	<b>"Good"</b> – A durable powder coat based on thermosetting polyester resin technology.  Provides a good economical combination of physical and chemical resistance properties. Environmentally superior to liquid spray paints and Zero – VOC emissions.	1 year
<b>Clear Anodize 215-R1</b> AA-M10C22A41 (0.7 mil. min.)	Architectural Class I. Clear, colorless and hard oxide aluminum coating that resists weathering and chemical attack. Recommended for severely corrosive and abrasive atmospheric exposure.	5 years
<b>Clear Anodize 204-R1</b> AA-M10C22A31 (0.4 – 0.7 mil.)	Architectural Class II. Clear, colorless and hard oxide aluminum coating that resists weathering and chemical attack. Recommended for normal weather exposure.	1 year
<b>Color Anodize</b> AA-M10C22A44 (0.7 mil. min.)	Architectural Class I. "Two-step" aluminum coating process. Following a standard anodizing procedure, a second electrolytic process deposits colored metallic pigments which penetrate the aluminum oxide pores, producing a corrosion resistant, colorfast finish. Available in light, medium, dark bronze and black.	5 years
<b>Prime Coat</b>	Prime coat provides a stable base for painting of louvers in the field. Surface pretreatment includes degreasing and a chemical cleaning before an epoxy prime coat is applied. Finish coat should be field applied as soon as possible for best adhesion, after a thorough cleaning for dust etc. that can contaminate the final finish and cause premature flaking or peeling.	N/A

*Paint finish warranties are not applicable to steel products.  
 Powdura® is a registered trademark of The Sherwin-Williams Company.  
 Corafon® and Envirocron® are registered trademarks of PPG Industries Ohio, Inc.  
 Interpon® is a registered trademark of Akzo Nobel Powder Coatings Ltd.  
 Kynar 500® is a registered trademark of Arkema, Inc.  
 Hylar 5000® is a registered trademark of Solvay Solexis, Inc.*