



THE WESTIN AT THE WOODLANDS

Nailor Products:

FlowLine™ Linear Diffusers

Location: **The Woodlands, TX**

Year: **2015**

Size/Stories: **220,000 sq. ft./12 floors**

Category: **Hotel**

Architect: **Gensler/Waldrop + Nichols Studio**

General Contractor: **JE Dunn Construction**



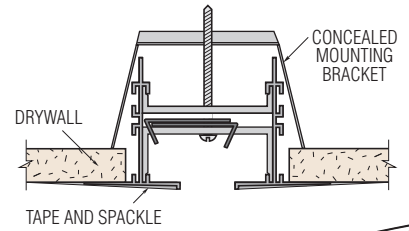
The Nailor FlowLine™ product is an extremely versatile high capacity architectural linear diffuser system that can be selected to meet any design need. FlowLine™ was chosen as a solution for The Westin at The Woodlands because the number of throw patterns, frames, capacity, and smooth curves could allow the one product to meet the needs of the design.

The highlight of The Westin at The Woodlands architectural design is the two-story staircase atrium located in the lobby. FlowLine™ was used in both ceiling and side wall configurations in the same radius as the circular atrium to seamlessly incorporate into the architectural design. The large capacity enables the FlowLine™ system to handle the high air flows required to conditioning the large windows without creating any noise, contributing to the thermal and acoustical comfort of the occupants. The design required a curved ceiling mounted diffuser system to handle the heat load from the windows that is supplemented by a radiused sidewall diffuser to support the rest of the space. Both designs used the concealed frame configuration to seamlessly integrate with the drywall ceiling and walls.

FLOWLINE™ LINEAR DIFFUSERS Model Series: FL

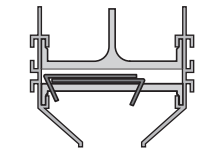


The ceiling pattern in the staircase atrium used the flat curve shape and the sidewall used the concave face curve. The FlowLine™ is also available in convex face curve.

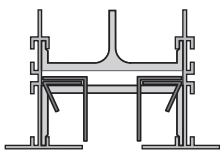


FLAT FACE CURVE

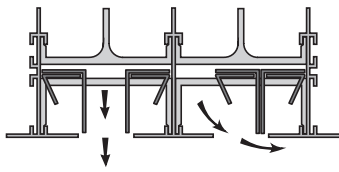

CONCAVE FACE CURVE



CONCEALED ANGULAR FRAME

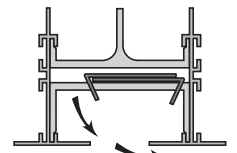


ADJUSTABLE VERTICAL JET THROW




VERTICAL AND HORIZONTAL

In interior spaces the adjustability of the horizontal throw pattern make FlowLine™ an ideal choice. At The Westin, concealed FlowLine™ was chosen to condition the hallways. The long throw and adjustable pattern deflectors enable the FlowLine™ to seamlessly incorporate with the ceiling as well as quietly condition the wide hallways.



HORIZONTAL RIGHT



When utilized along an outside wall that needs to be conditioned as well as an interior space, similar to the lobby restaurant space in The Westin, the dual slow FlowLine™ can be configured to cover the windows as well as distribute the air into the space.

