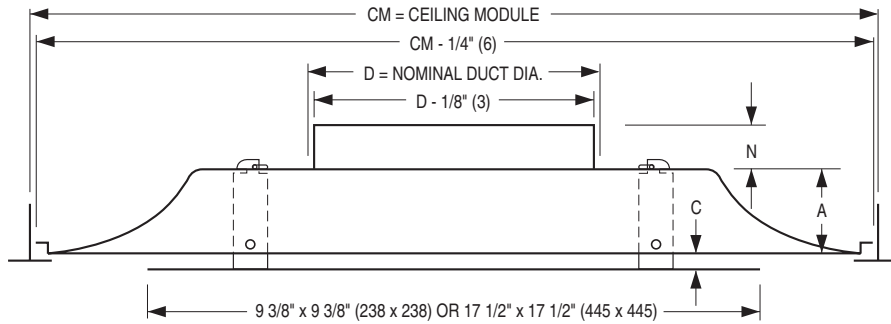




ARCHITECTURAL CEILING DIFFUSERS
SQUARE PLAQUE • CORNER POSTS
ROUND NECK • STEEL
MODEL: UNI2

TYPE L Lay-in T-Bar



Dimensional Data

Ceiling Module CM		Imperial Units (inches)						Metric Units (mm)					
Imperial Modules	Metric Modules	Duct Size D	N	A	B	C	F	Duct Size D	N	A	B	C	F
12 x 12	300 x 300	4*	3 1/4	1	11	5/8	13	102*	83	25	279	16	330
		5, 6, 7, 8	1 1/4					127, 152, 178, 203	32				
24 x 24	600 x 600	6, 8, 10, 12, 14, 15	1 1/4	2 5/16	22	3/8	N/A	152, 203, 254, 305, 356, 381	32	59	559	10	N/A

* Supplied with a reducer.

DESCRIPTION:

1. Material: Corrosion-resistant steel.
2. The UNI2 Diffuser has been designed to provide both the unobtrusive appearance for architectural excellence and engineered performance.
3. The diffuser delivers a tight 360° radial horizontal pattern allowing high turn down ratios with no dumping. Excellent for VAV systems.
4. The diffuser features a stamped one-piece outer-cone backpan which eliminates mitered corners. The inner face panel features a hemmed edge for strength and a clean appearance. The hemmed edge also mechanically captures the hanger brackets. This design eliminates welding and assures a clean smooth blemish free painted finish under all lighting conditions.
5. The face panel is held in place by four hook corner posts that positively engage into slots in the backpan. The panel can be removed from the backpan for diffuser installation and to provide access to an optional inlet damper.
6. Standard finish is AW Appliance White.

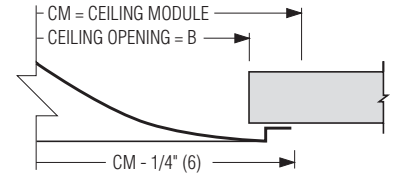
OPTIONS:

- EX External Foil-Back Insulation, installed - R-4.2
 - EXB External Foil-Back Insulation, ships loose - R-4.2
 - MIB Molded Insulation Blanket - R-6.0 (24 x 24 only)
 - EIC Extended Inlet Collar (2.25") with bead
 - EQT Earthquake Tabs
- Finish:
- SP Special. Specify _____.
- QB Quadrant Blanks:
- QB3 3-Way Blow
 - QB2 2-Way Opposite Blow
 - QC2 2-Way Corner Blow
 - QB1 1-Way Blow

Fineline® is a registered trademark of USG Interiors Inc.

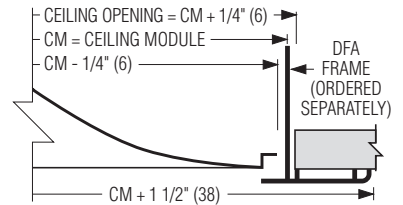
TYPE L Surface Mount

Hard duct connection recommended.



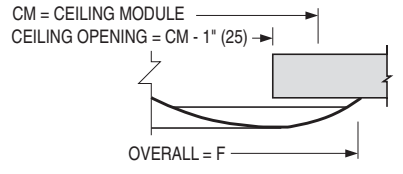
TYPE L Surface Mount With DFA

Drywall/Plaster frame. Recommended for flexible duct connection and ceiling access.

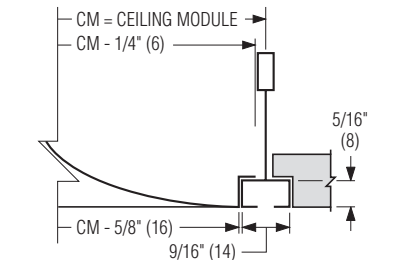


TYPE S Surface Mount

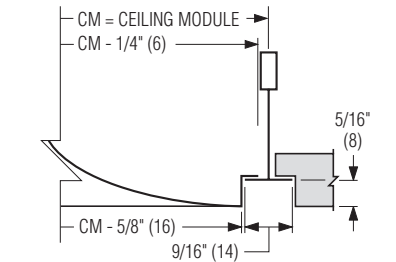
(12 x 12 [305 x 305] module only)



TYPE F Fineline® 9/16" Bolt Slot T-Bar



TYPE F Fineline® 9/16" Tegular T-Bar



Dimensions are in inches (mm).

SCHEDULE TYPE:

PROJECT:

ENGINEER:

CONTRACTOR:

DATE

B SERIES

SUPERSEDES

DRAWING NO.

7 - 20 - 21

UNI

10 - 29 - 19

UNI2