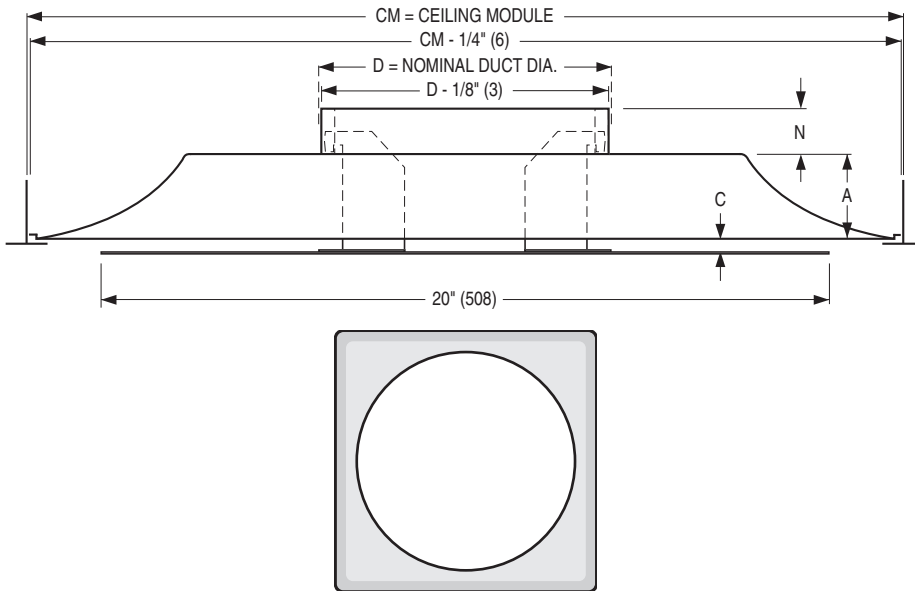




SQUARE CEILING DIFFUSER WITH ROUND PLAQUE FACE
ARCHITECTURAL • ROUND NECK • STEEL
MODEL: UNI-RP

TYPE L Lay-in T-Bar



Dimensional Data

CM		Imperial Units (inches)					Metric Units (mm)						
Imperial Modules	Metric Modules	Duct Size D	N	A	B	C	F	Duct Size D	N	A	B	C	F
24 x 24	600 x 600	6, 8, 10, 12, 14, 15	1 1/4	2 5/16	22	3/8	24 3/4	152, 203, 254, 305, 356, 381	32	59	559	10	629

DESCRIPTION:

1. Material: Corrosion-resistant steel.
2. The UNI-RP Diffuser has been designed to provide both the unobtrusive appearance for architectural excellence and engineered performance. Unique neck bracketry is virtually invisible from a normal viewing position, giving the appearance that the plaque face floats below the backpan. There are no visible corner posts as on competitor's models to detract from the aesthetically clean design.
3. The diffuser delivers a tight 360° radial horizontal pattern allowing high turn down ratios with no dumping. Excellent for VAV systems.
4. The diffuser features a stamped one-piece outer-cone which eliminates mitered corners and a round inner face panel with a clean appearance.
5. A spring clip arrangement permits quick, easy installation and removal of the inner core assembly.
6. Standard finish is AW Appliance White.

OPTIONS:

- EX External Foil-Back Insulation, installed - R-4.2
- EXB External Foil-Back Insulation, ships loose - R-4.2
- MIB Molded Insulation Blanket - R-6.0 (24 x 24 only)
- EQT Earthquake Tabs

Finish:

- SP Special. Specify _____.

QB Quadrant Blanks:

- QB3 3-Way Blow
- QC2 2-Way Corner Blow
- QB2 2-Way Opposite Blow
- QB1 1-Way Blow

Fineline® is a registered trademark of USG Interiors Inc.
 Dimensions are in inches (mm).

SCHEDULE TYPE:

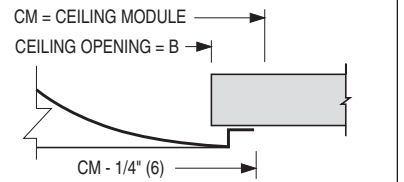
PROJECT:

ENGINEER:

CONTRACTOR:

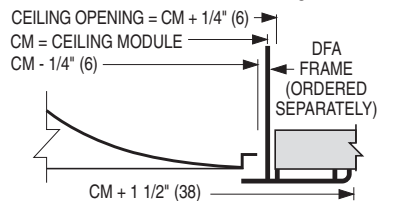
TYPE L Surface Mount

Hard duct connection recommended.

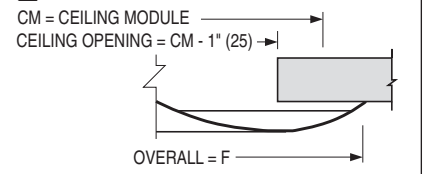


TYPE L Surface Mount With DFA

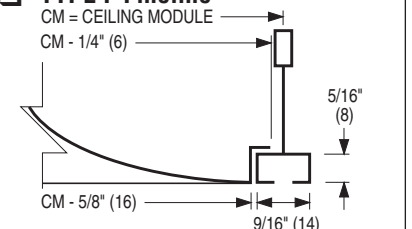
Drywall/Plaster frame. Recommended for flexible duct connection and ceiling access



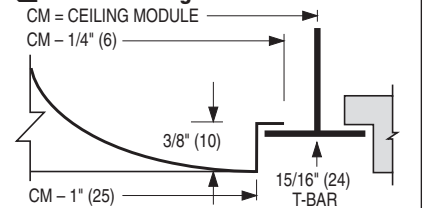
TYPE S Surface Mount



TYPE F Fineline®

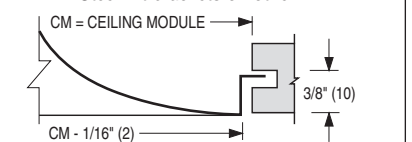


TYPE TL Tegular



TYPE SP Spline

For one directional exposed T-Bar or fully concealed grid. 1 spline on two opposite sides. Steel lift brackets on other.



DATE

B SERIES

SUPERSEDES

DRAWING NO.

1 - 24 - 17

UNI

3 - 11 - 16

UNI-RP