





**QUADRANT BLANKS FOR MODEL SERIES
RNS AND RNSA ROUND NECK DIFFUSERS
CEILING DIFFUSER ACCESSORY
MODEL/ACCESSORY: 4295/QB**



Model 4295 Quadrant Blanks are designed specifically for use with the RNS Series Stamped Square Ceiling Diffusers. The Quadrant Blanks are constructed of steel, featuring a pie-shaped piece with a hinge pin that is pre-installed through pre-set holes in the diffuser, providing 1, 2, or 3-way discharge as required. Quadrant Blanks are available in all neck sizes, (to blank-off areas greater than 90° [3-way blow], multiple quantities must be ordered. 2-way blow requires a quantity of two and 1-way blow requires a quantity of three, per diffuser. Quadrant Blanks are shipped loose from the factory for trouble-free installation in the field [by others]).

Nailor recommends that ALL Quadrant Blanks are affixed prior to installation of the diffuser




Required Items

1. Protective eyewear or safety glasses
2. Pair of work gloves

Installation Instructions

1. The steel, pie-shaped Quadrant Blank is shipped loose with a hinge pin pre-installed through pre-set holes, to provide trouble-free installation, in the field (by others).
2. Prior to installation, properly position the QB around the neck of the diffuser for desired directional blow. The elevated eyehole located above the hinged pin on the quadrant blank, shall be facing in the upright position before the piece is installed in the diffuser. The round edge of the QB shall face the outside of the inlet collar, while the knife edge shall face the center of the inlet.
3. The hinge pins on the QB shall slide securely into the pre-set holes of the riveted neck bracketry located in the diffuser inlet collar. Once in place, the knife edge of the QB shall rest on top of the concealed neck bracketry.
4. For additional Quadrant Blank installation, repeat steps 1 – 3.



Quadrant Blanks
4295 QB for Models RNS, ARNS, RNS2, RNSA1, RNSA2, ARNSA Round Neck Diffusers

- QB3 3-Way Blow
- QB2 2-Way Blow
- QC2 2-Way Corner Blow
- QB1 1-Way Blow

SCHEDULE TYPE:		Dimensions are in inches (mm).			
PROJECT:					
ENGINEER:	DATE	B SERIES	SUPERSEDES	DRAWING NO.	
CONTRACTOR:	7 - 29 - 16	QB	NEW	QB-4	