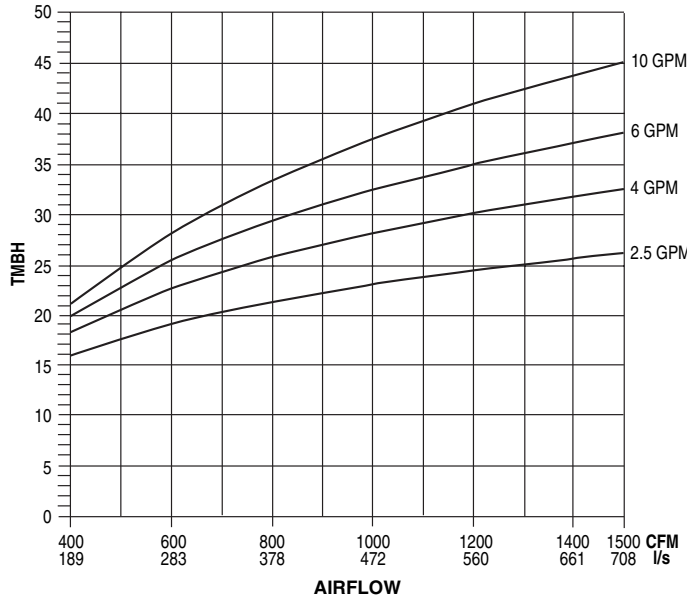


Model Series 38F • Underfloor Fan Coil Units

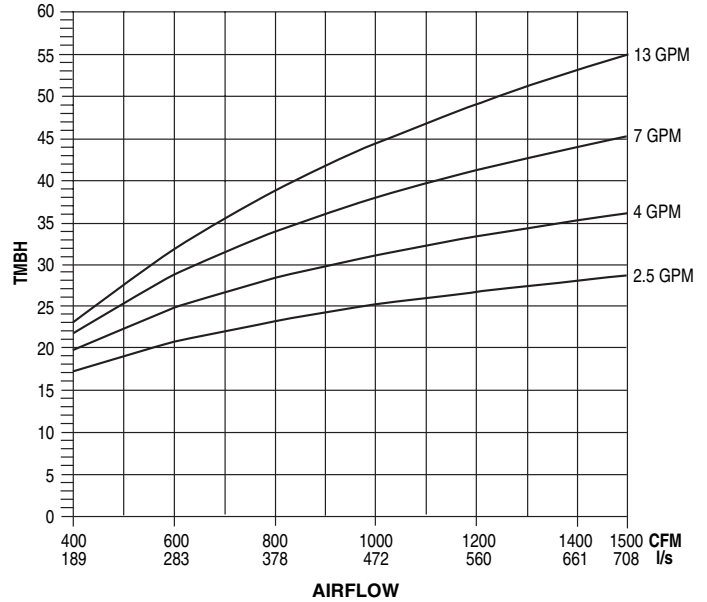
Performance Data • Chilled Water Coils • Unit Size 5

Data Based on 80°F DB 67°F WB Entering Air & 45°F Entering Water

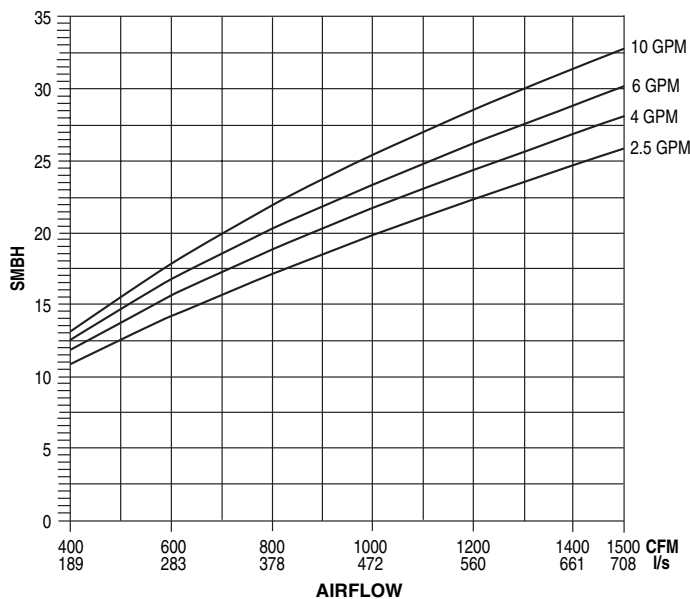
3 Row (Total MBH)



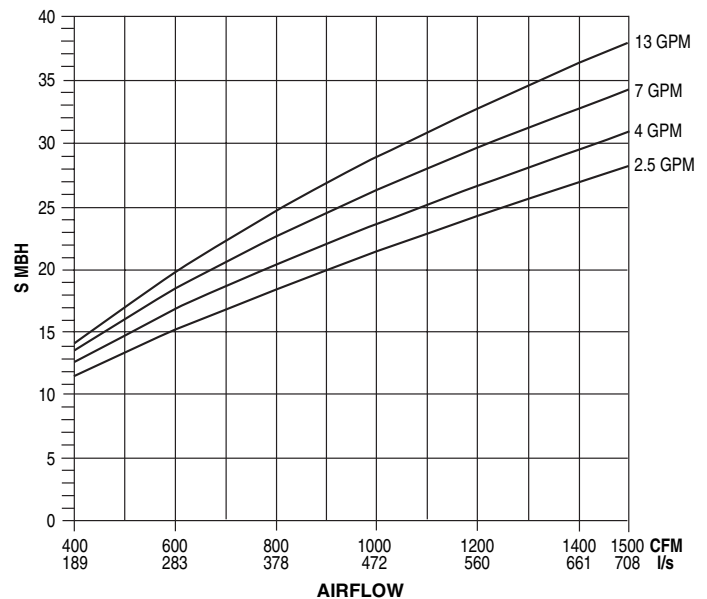
4 Row (Total MBH)



3 Row (Sensible MBH)



4 Row (Sensible MBH)



Altitude Correction Factors

Altitude (ft.)	0	1000	2000	3000	4000	5000	6000	7000
Air Density (lb./ft.3)	0.075	0.072	0.070	0.067	0.065	0.063	0.060	0.058
Total Capacity	1.000	0.988	0.986	0.983	0.981	0.979	0.977	0.975
Sensible Capacity	1.000	0.960	0.930	0.900	0.860	0.830	0.800	0.770
Static Pressure	1.000	0.960	0.930	0.900	0.860	0.830	0.800	0.770

Notes:

Capacity and static pressure will be affected for applications above sea level. To apply

correction factors, multiply factor by desired coil capacity or fan curve data.

Example: 38F Size XX with 3 row coil, high speed fan operation at 3000 ft. above sea level and with 0.1 inch. W.C. ESP.

Solution: Using correction factors from Altitude Correction chart for 3000 ft. above sea level, data from ARI Standard Ratings table and fan curves.

Total capacity = 12,500 BTUH (0.983) = 12,288 BTUH

Sensible Capacity = 8,000 BTUH (0.90) = 7,200 BTUH

SP = 0.1 (0.90) = 0.09 Inch W.C.