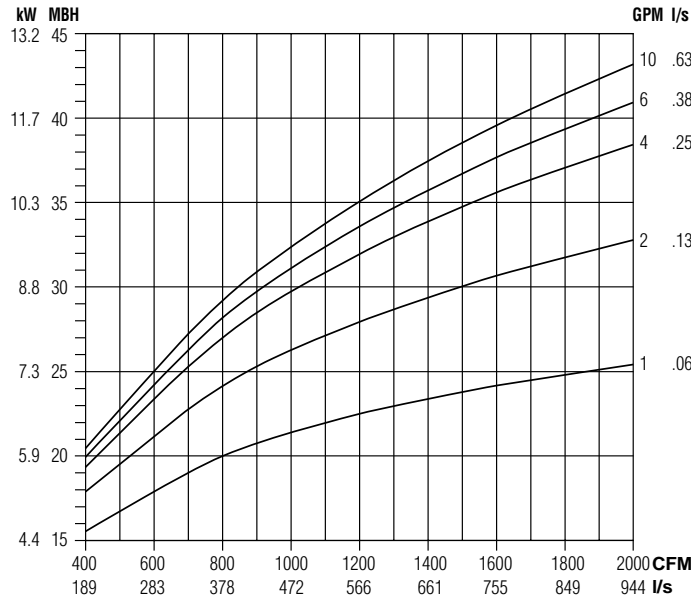


## Performance Data • Hot Water Coil • Capacities

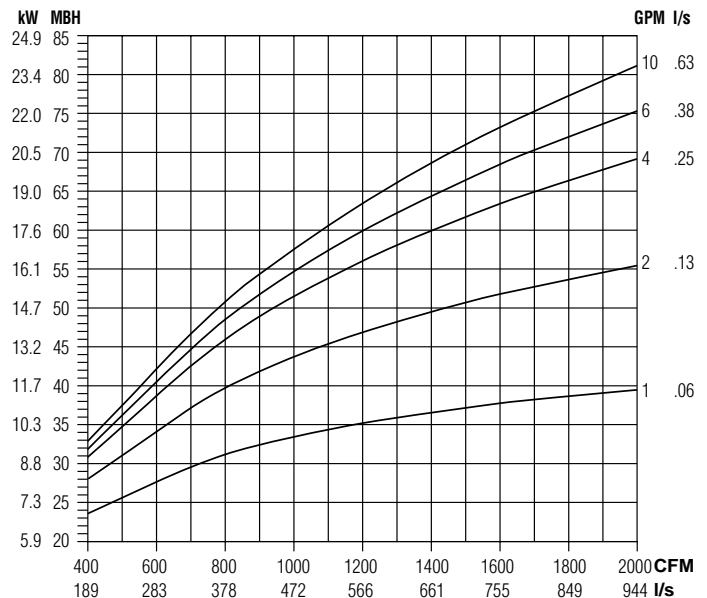
Model: 31RW

Unit Size 12

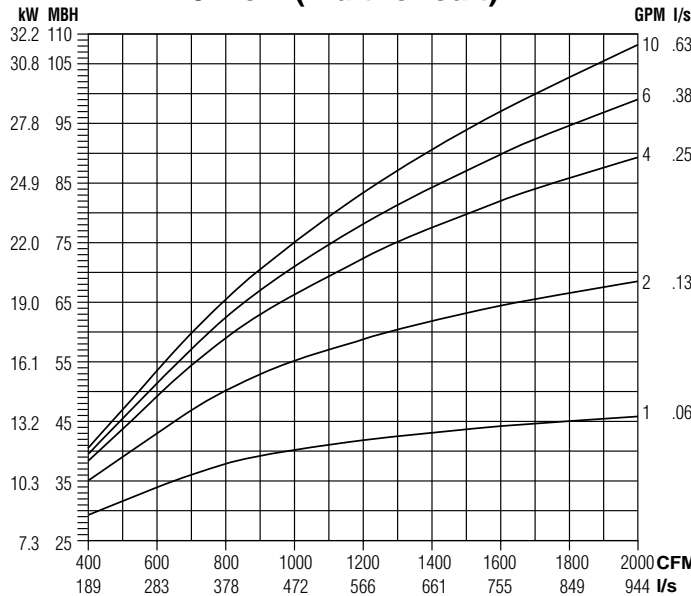
1 Row (single circuit)



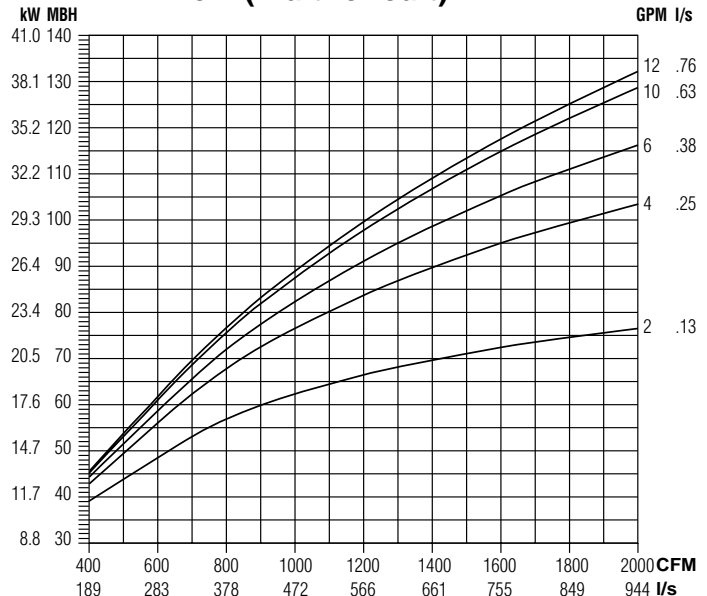
2 Row (multi-circuit)



3 Row (multi-circuit)



4 Row (multi-circuit)



**NOTES:**

- Capacities are in MBH (kW), *thousands of Btu per hour (kiloWatts)*.
- MBH (kW) values are based on a  $\Delta t$  (temperature difference) of 125°F (69°C) between entering air and entering water. For other  $\Delta t$ 's; multiply the MBH (kW) values by the factors below.

- Air Temperature Rise.  
 $ATR (^\circ F) = 927 \times \frac{MBH}{cfm}$ ,  $ATR (^\circ C) = 829 \times \frac{kW}{l/s}$
- Water Temp. Drop.  
 $WTD (^\circ F) = 2.04 \times \frac{MBH}{GPM}$ ,  $WTD (^\circ C) = .224 \times \frac{kW}{l/s}$
- Connections: 1 Row 1/2" (13), 2, 3 and 4 Row 7/8" (22); O.D. male solder.

**Altitude Correction Factors:**

Altitude ft. (m)	Sensible Heat Factor
0 (0)	1.00
2000 (610)	0.94
3000 (914)	0.90
4000 (1219)	0.87
5000 (1524)	0.84
6000 (1829)	0.81
7000 (2134)	0.78

**Correction factors at other entering conditions:**

$\Delta t$ °F (°C)	40 (22)	50 (28)	60 (33)	70 (39)	80 (44)	90 (50)	100 (56)	110 (61)	125 (69)	140 (78)	160 (89)	180 (100)
Factor	.320 (.319)	.400 (.406)	.480 (.478)	.560 (.565)	.640 (.638)	.720 (.725)	.800 (.812)	.880 (.884)	1.00 (1.00)	1.12 (1.13)	1.28 (1.29)	1.44 (1.45)