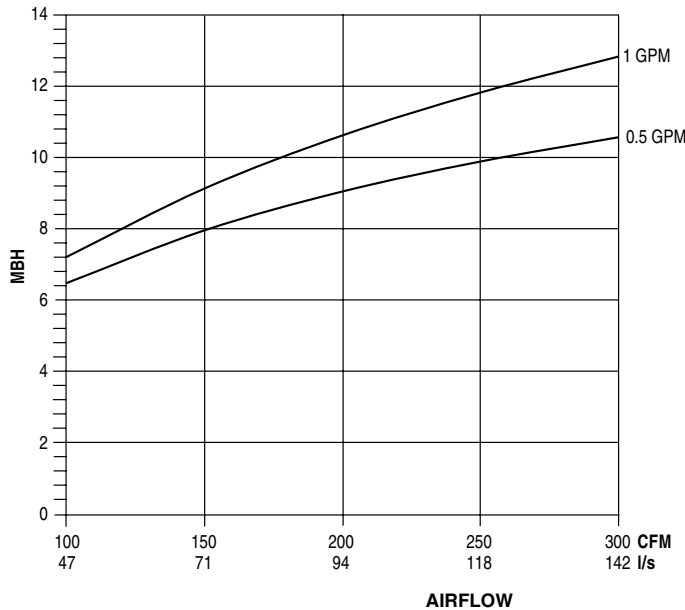


Model Series 41V • Hot Water Coil Performance Data

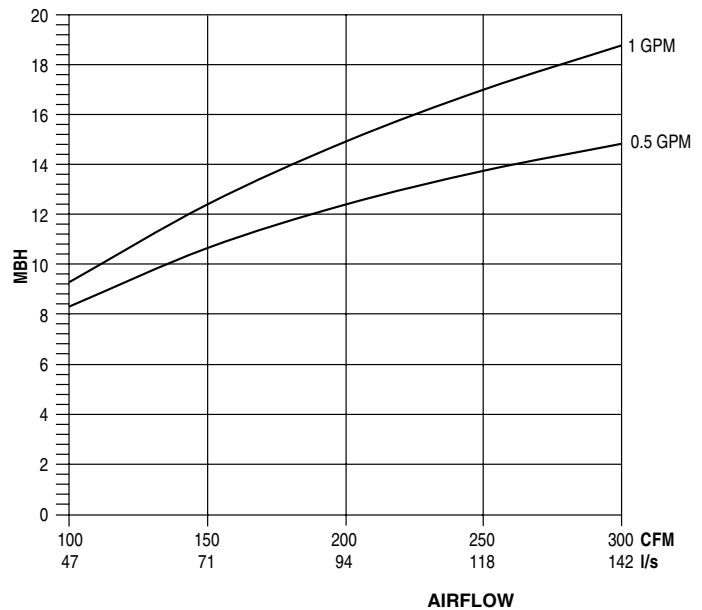
Data Based on 70°F DB Entering Air & 180°F Entering Water

Unit Size 3

1 Row (MBH)

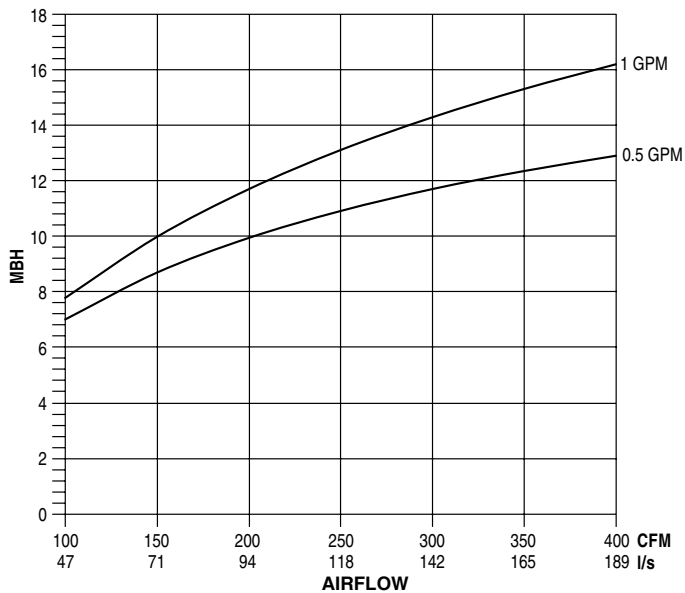


2 Row (MBH)

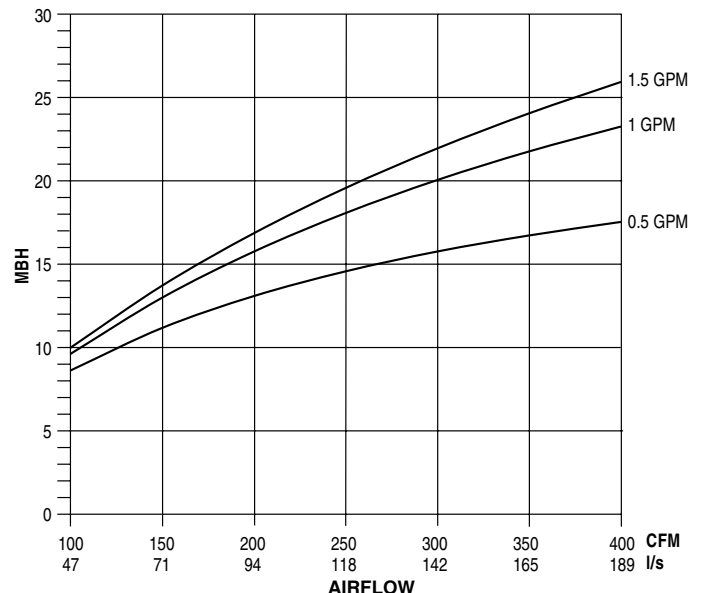


Unit Size 4

1 Row (MBH)



2 Row (MBH)



NOTES:

1. Capacities are in MBH (kW), **thousands of Btu per hour (kiloWatts)**.

2. MBH (kW) values are based on a Δt (temperature difference) of 110°F (61°C) between entering air and entering water. For other Δt 's; multiply the MBH (kW) values by the factors below.

3. Air Temperature Rise.

$$\text{ATR (°F)} = 927 \times \frac{\text{MBH}}{\text{CFM}}, \text{ ATR (°C)} = 829 \times \frac{\text{kW}}{\text{l/s}}$$

4. Water Temp. Drop.

$$\text{WTD (°F)} = 2.04 \times \frac{\text{MBH}}{\text{GPM}}, \text{ WTD (°C)} = .224 \times \frac{\text{kW}}{\text{l/s}}$$

5. Connections: One and two row 1/2" (12.7) O.D. male solder.

Altitude Correction Factors:

Altitude ft. (m)	Sensible Heat Factor
0 (0)	1.00
2000 (610)	0.94
3000 (914)	0.90
4000 (1219)	0.87
5000 (1524)	0.84
6000 (1829)	0.81
7000 (2134)	0.78

Correction factors at other entering conditions:

Δt °F (°C)	50 (28)	60 (33)	70 (39)	80 (44)	90 (50)	100 (56)	110 (61)	120 (67)	130 (72)	140 (78)	150 (83)
Factor	.455 (.459)	.545 (.541)	.636 (.639)	.727 (.721)	.818 (.820)	.909 (.918)	1.00 (1.00)	1.09 (1.10)	1.18 (1.18)	1.27 (1.28)	1.36 (1.36)