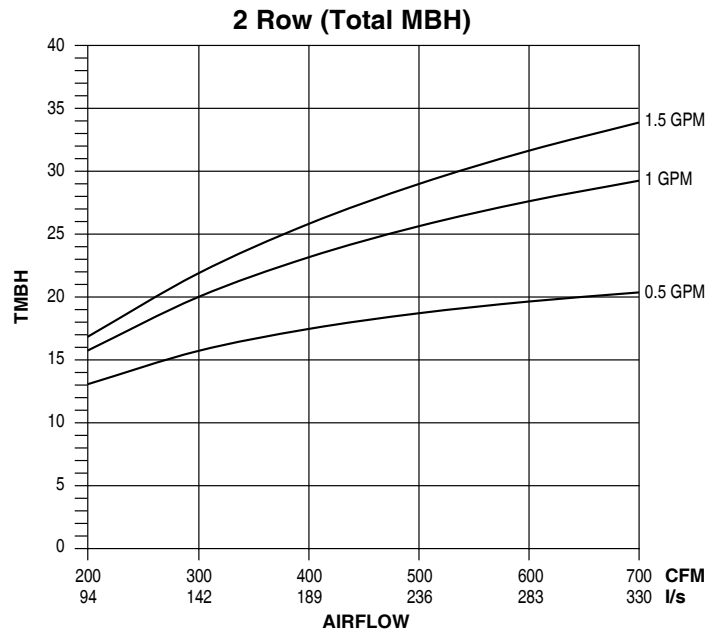
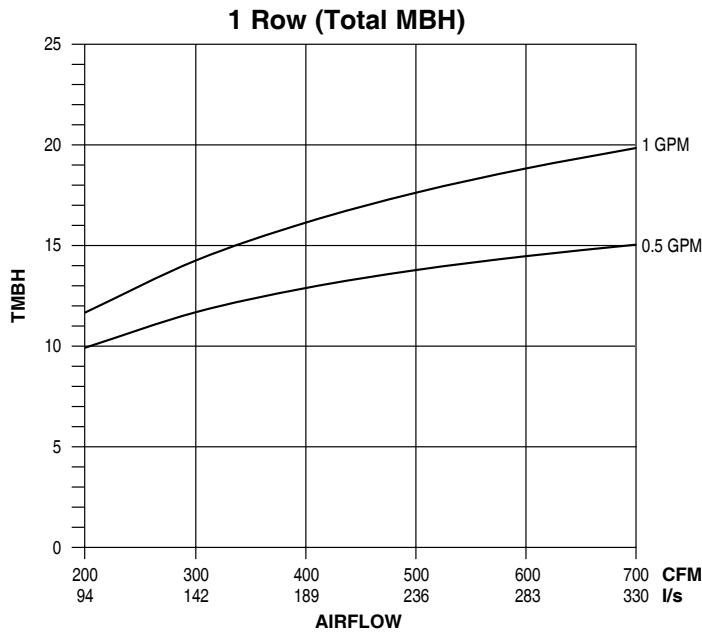
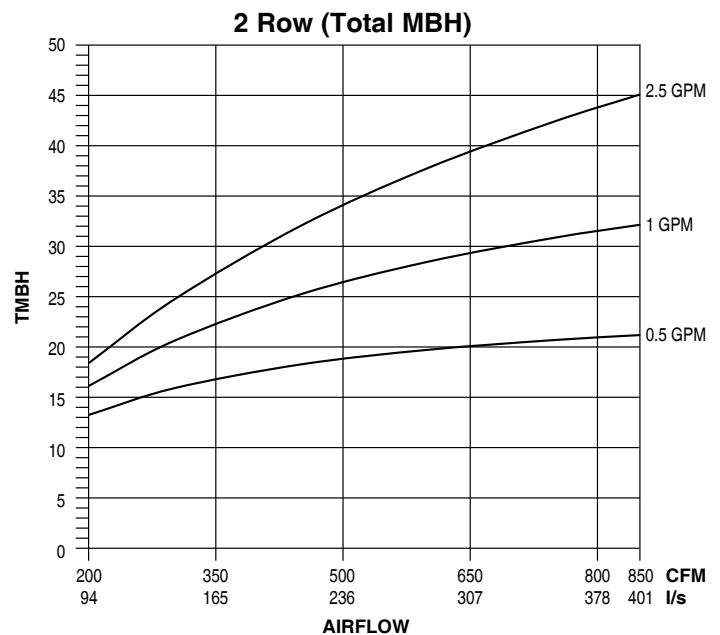
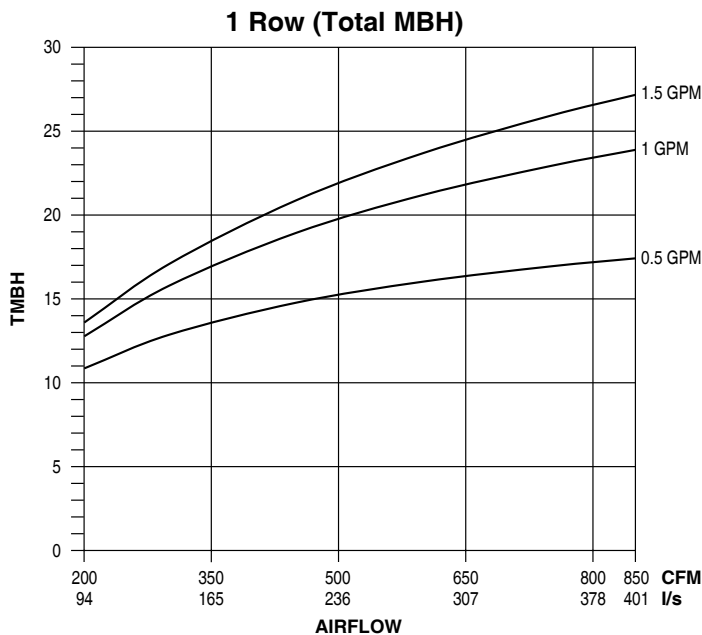


Model Series 40H • Hot Water Coil Performance Data • Unit Size 6

Data Based on 70°F DB Entering Air & 180°F Entering Water



Unit Size 8



NOTES:

- Capacities are in MBH (kW), **thousands of Btu per hour (kiloWatts)**.
- MBH (kW) values are based on a Δt (temperature difference) of 110°F (61°C) between entering air and entering water. For other Δt's; multiply the MBH (kW) values by the factors below.

- Air Temperature Rise.
 $ATR (°F) = 927 \times \frac{MBH}{CFM}$, $ATR (°C) = 829 \times \frac{kW}{I/s}$
- Water Temp. Drop.
 $WTD (°F) = 2.04 \times \frac{MBH}{GPM}$, $WTD (°C) = .224 \times \frac{kW}{I/s}$
- Connections: Size 6 and size 8, one and two row 5/8" (16) O.D. male solder.

Altitude Correction Factors:

Altitude ft. (m)	Sensible Heat Factor
0 (0)	1.00
2000 (610)	0.94
3000 (914)	0.90
4000 (1219)	0.87
5000 (1524)	0.84
6000 (1829)	0.81
7000 (2134)	0.78

Correction factors at other entering conditions:

Δt °F (°C)	50 (28)	60 (33)	70 (39)	80 (44)	90 (50)	100 (56)	110 (61)	120 (67)	130 (72)	140 (78)	150 (83)
Factor	.455 (.459)	.545 (.541)	.636 (.639)	.727 (.721)	.818 (.820)	.909 (.918)	1.00 (1.00)	1.09 (1.10)	1.18 (1.18)	1.27 (1.28)	1.36 (1.36)

HORIZONTAL LOW PROFILE FAN COIL UNITS • IN ROOM

