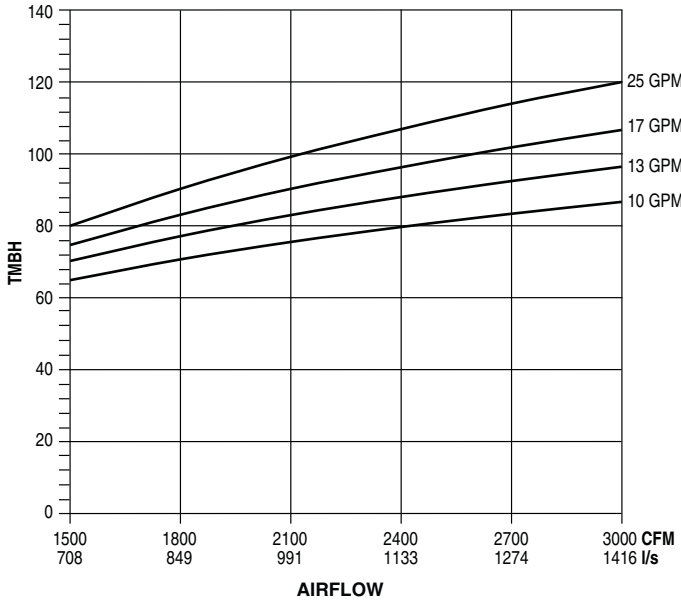


Model Series 35FH • Chilled Water Coil Performance Data

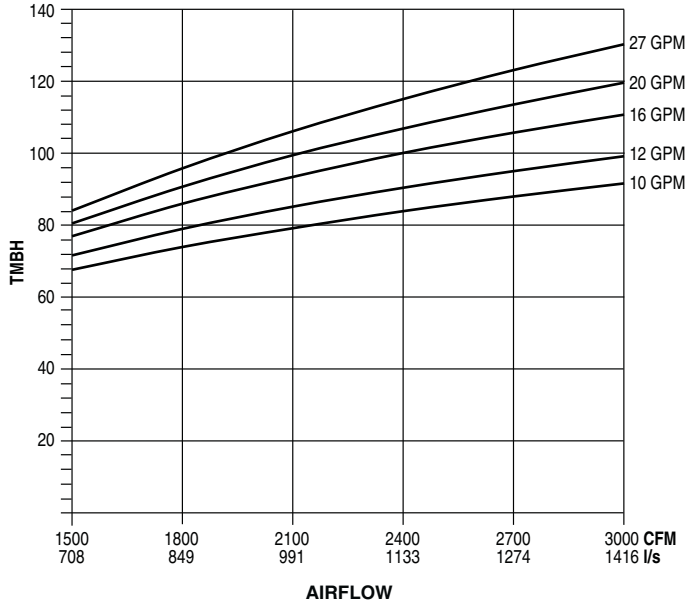
Unit Size 30

Data Based on 80°F DB, 67°F WB Entering Air & 45°F Entering Water

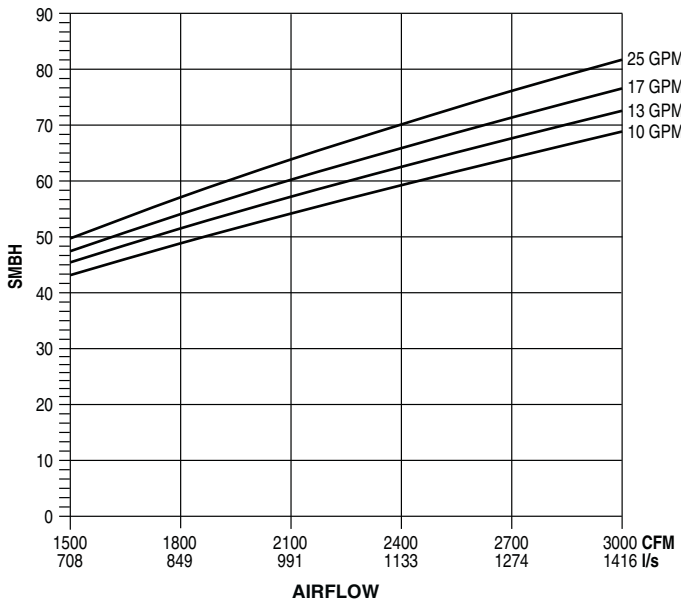
5 Row (Total MBH)



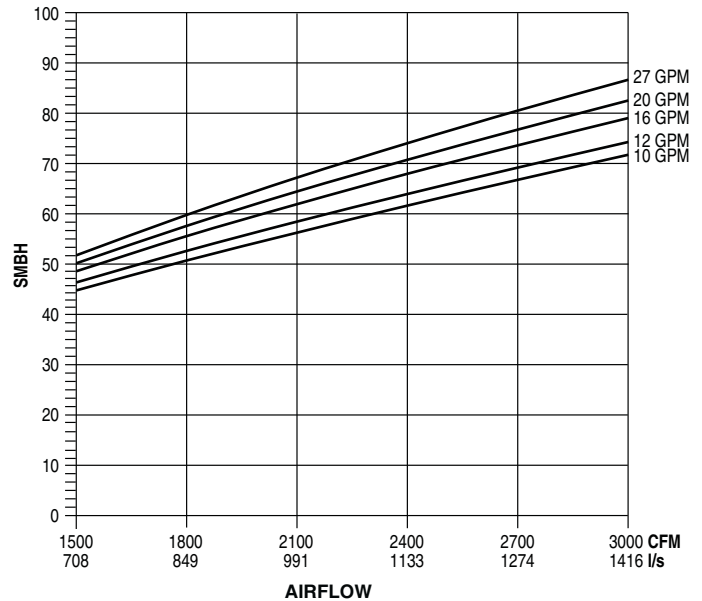
6 Row (Total MBH)



5 Row (Sensible MBH)



6 Row (Sensible MBH)



Altitude Correction Factors

Altitude (ft.)	0	1000	2000	3000	4000	5000	6000	7000
Air Density (lb./cu.ft)	0.075	0.072	0.070	0.067	0.065	0.063	0.060	0.058
Total Capacity	1000	0.988	0.986	0.983	0.981	0.979	0.977	0.975
Sensible Capacity	1000	0.960	0.930	0.900	0.860	0.830	0.800	0.770
Static Pressure	1000	0.960	0.930	0.900	0.860	0.830	0.800	0.770

NOTES:

- Capacity and static pressure will be affected for applications above sea level. To apply correction factors, multiply the coil capacity or fan curve data by the tabulated correction factor.
- Connections: 5 and 6 Row 1 1/8" (28.6) O.D. male solder.

B

HORIZONTAL FAN COIL UNITS • DUCTED