



LINEAR FLOOR DIFFUSERS
RAISED FLOOR AIR DISTRIBUTION SYSTEMS
CONSTANT VOLUME • DUCTED
MODEL: NLD-D-O

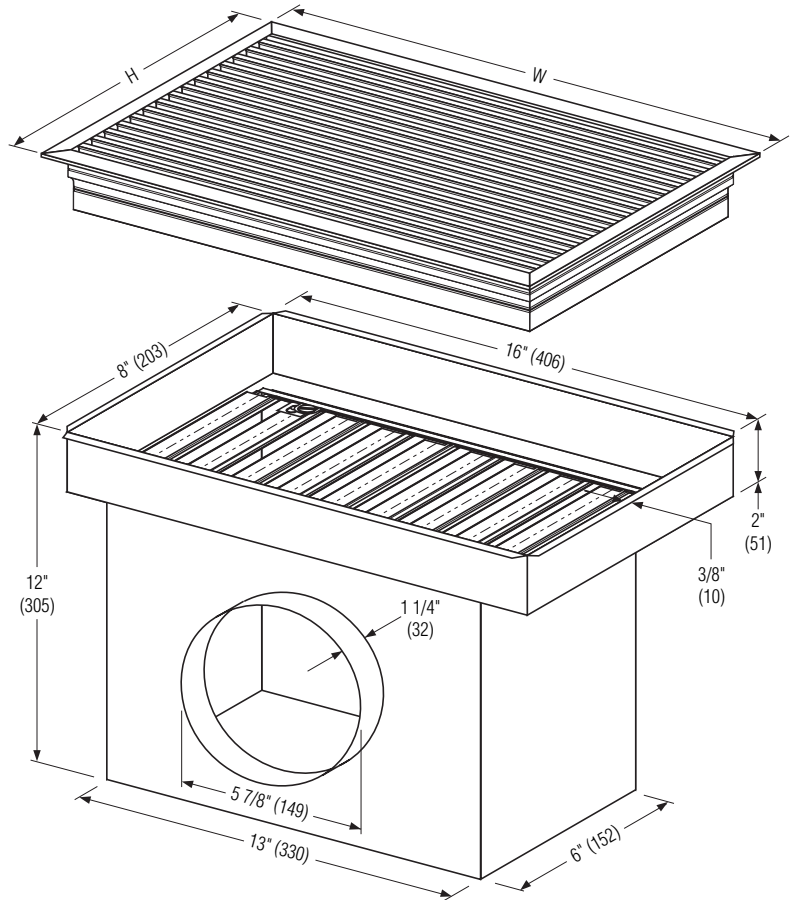
DESCRIPTION:

The Nailor NLD Linear Floor Diffusers are designed for use in raised access floor air distribution systems. High quality, heavy duty, extruded aluminum linear grilles are featured providing an architecturally appealing face design that compliments contemporary decor. Heavy gauge steel plenums incorporate a large dust/dirt collection area that catches anything that might fall through the diffuser face.

Model NLD-D provides constant volume control for ducted (access floor) applications.

FEATURES:

- Simple installation, unit fits into place from the top (room side) of the floor panel.
- 12" (305) overall height allows installation in 12" (305) raised access floors.
- Five available heavy duty core styles to choose from (see following page).
- All heavy duty cores are removable and supplied with core clips as standard.
- Two available frame options (Frame F or H).
- Standard fastening is Type B friction spring clips.
- Opposed blade damper features a gang operated multi-blade design with blades closing at 45 degrees. This ensures fine volume control for accurate balancing with minimum disturbance to the airflow pattern.
- Optional Type DV directional vanes provide an adjustable discharge pattern to enhance coverage of perimeter windows and reduce throw.
- Optional BKP black painted finish on interior plenum surfaces.
- Standard finish is AW Appliance White.



FLOOR OPENING = 16 1/4" x 8 1/4" (413 x 210)
 W = 17 5/8" (448) FOR FRAME F OR 17 1/8" (435) FOR FRAME H
 H = 9 5/8" (244) FOR FRAME F OR 9 1/8" (232) FOR FRAME H

SELECTION:

Core Selection:

- 240 - 1/4" (6) Bars - 1/2" (13) Spacing - 0° Def.
- 241 - 1/4" (6) Bars - 1/2" (13) Spacing - 15° Def.
- 243 - 1/4" (6) Bars - 1/2" (13) Spacing - 30° Def.
- 480 - 1/8" (3) Bars - 1/4" (6) Spacing - 0° Def.
- 481 - 1/8" (3) Bars - 1/4" (6) Spacing - 15° Def.

Frame Type:

- Type F 1" (25) Heavy Duty Flange
- Type H 3/4" (19) Heavy Duty Flange

Fastening:

- Type B Friction Spring Clip (standard)
- Type A Countersunk Screw Holes (frame F only)

Finish:

- AW Appliance White (default)
- GRT Gray (textured)
- BKT Black (textured)
- AL Aluminum
- SA Satin (Clear) Anodized
- BC Brushed clear-coat lacquer
- MI Mill
- BK Black
- SP Special. Specify _____.

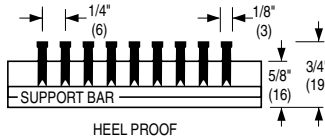
OPTIONS:

- DV Directional Vanes
- BKP Plenum Interior Painted Black

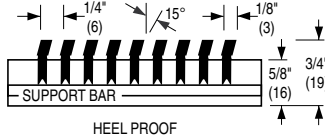
SCHEDULE TYPE:		Page 1 of 2			
PROJECT:		Dimensions are in inches (mm).			
ENGINEER:	DATE	B SERIES	SUPERSEDES	DRAWING NO.	
CONTRACTOR:	10 - 3 - 06	NLD	NEW	NLD-D-O	

1. CORE SELECTION:

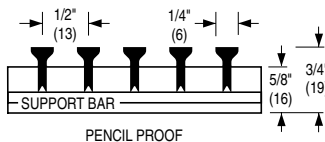
- 480 - 1/8" (3) Bars - 1/4" (6) Spacing - 0° Deflection (Standard)



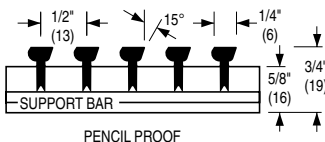
- 481 - 1/8" (3) Bars - 1/4" (6) Spacing - 15° Deflection



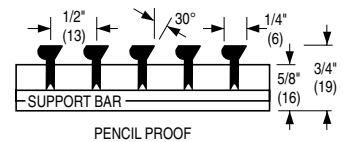
- 240 - 1/4" (6) Bars - 1/2" (13) Spacing - 0° Deflection



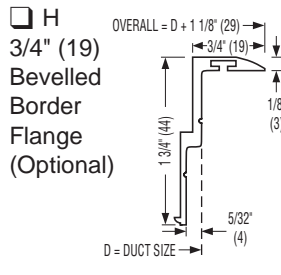
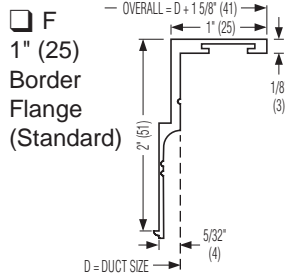
- 241 - 1/4" (6) Bars - 1/2" (13) Spacing - 15° Deflection



- 243 - 1/4" (6) Bars - 1/2" (13) Spacing - 30° Deflection

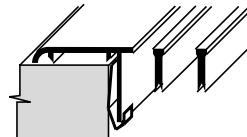


2. FRAME SELECTION:

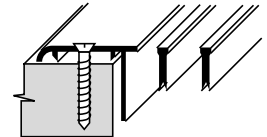


3. FASTENING SELECTION:

- TYPE B**
Spring Clip (Frames F or H) (Standard)



- TYPE A**
#8 Countersunk Screw Holes. (Frame F only) (Optional)



4. PLENUM INLET SIZE SELECTION:

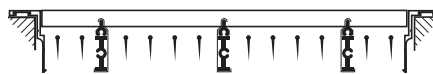
- 6" (152) round
- 8" (203) round

5. FINISH SELECTION:

- AW Appliance White (Standard)
- GRT Gray (textured)
- BKT Black (textured)
- AL Aluminum
- SA Satin (clear) Anodized
- BC Brushed clear-coat lacquer
- MI Mill
- BK Black
- SP Special _____ .

6. OPTIONS:

- DV** Directional Vanes
Fully adjustable extruded aluminum blades on 3/4" (19) centers perpendicular to length.



- BKP** Plenum interior painted black.

SCHEDULE TYPE:

PROJECT:

ENGINEER:

CONTRACTOR:

Page 2 of 2
 Dimensions are in inches (mm).

DATE

B SERIES

SUPERSEDES

DRAWING NO.

10 - 3 - 06

NLD

NEW

NLD-D-O