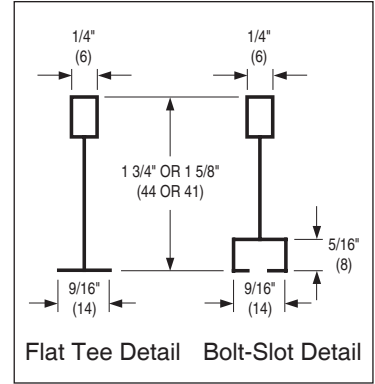
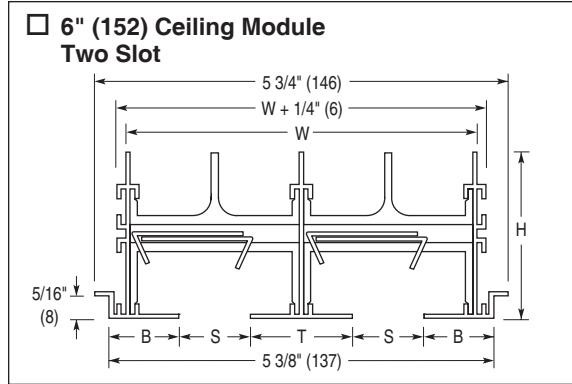
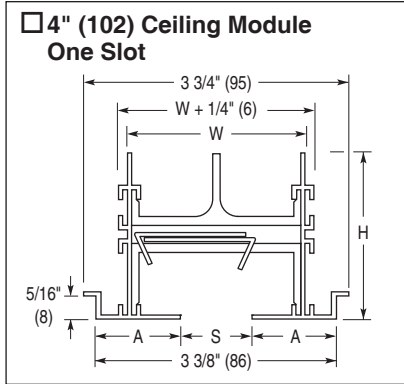


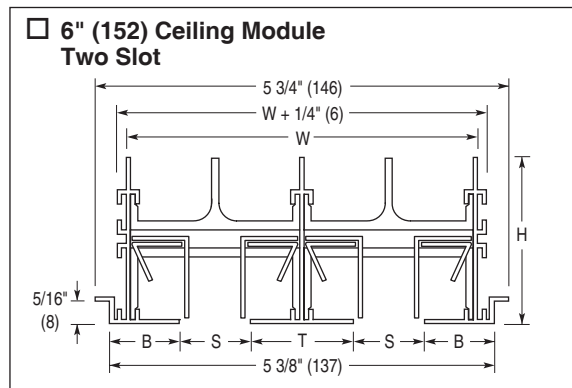
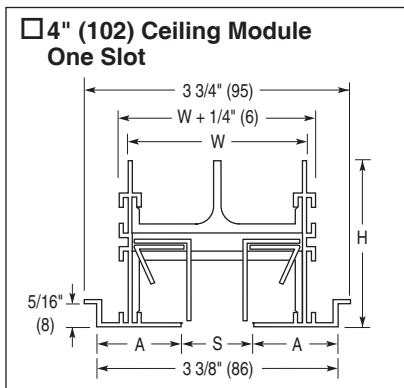


**FLOWLINE™ LINEAR SLOT DIFFUSERS**  
**ARCHITECTURAL • ALUMINUM**  
**FOR TECHZONE™ TYPE CEILINGS 4" (102) & 6" (152) WIDE**  
**MODEL SERIES FLH-TZ AND FLV-TZ**  
**TYPE NT 9/16" (14) NARROW T-BAR**

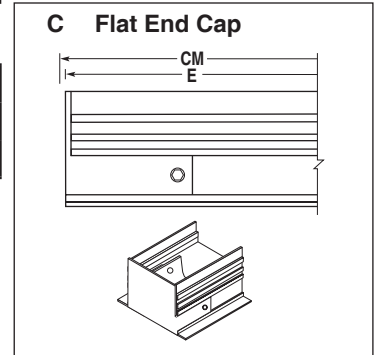
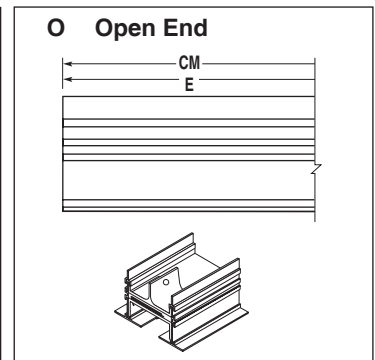
**FLH-TZ Horizontal High Throw Pattern Controllers**



**FLV-TZ Vertical Jet Throw Pattern Controllers**



**End Condition**



**Dimensional Data - Imperial (Metric) Units**

Model	S Slot Width	1 Slot	2 Slot	Border Width		H Height	T 2 Slot
		W	W	A	B		
FL(H or V)10TZ	1 (25)	2 1/2 (64)	4 15/16 (125)	1 3/16 (30)	31/32 (25)	2 3/8 (60)	1 7/16 (37)

**NOTES:**

- Compatible with Armstrong® Techzone™ and USG Logix™ ceiling systems.
- Material: Heavy duty extruded aluminum frame and spacers. Corrosion-resistant steel pattern controllers.
- Available in 24" (610), 30" (762), 36" (914), 48" (1219), 60" (1524) and 72" (1829) standard module lengths. Ends are finished with Type CC flat end caps. Also available in multiple section assemblies with alignment pins for continuous run applications. Maximum section length is 72" (1823) by default. 96" (2438) and 120" (3048) are available as options. Lengths longer than the maximum section length are furnished in multiple sections.
- Adjustable pattern controllers are on max. 24" (610) centers.
- This model accommodates both 9/16" (14) flat tees to provide a tegular appearance and 9/16" (14) Bolt-Slot (Fineline® Type) regressed tees for a flush appearance with a tegular ceiling tile.
- Integral hanger brackets on 24" (610) centers. See separate submittal for optional mounting hardware and accessories.

**Options:**

- FLP Factory Supplied Plenum (see separate submittal)
- SP Special Finish \_\_\_\_\_.

End Condition	Face Length E
CC	Ceiling Module - 5/8" (16)
OC	Ceiling Module - 5/16" (8)
OO	Ceiling Module

CM = Ceiling Module  
 E = Overall length

<b>SCHEDULE TYPE:</b>		Dimensions are in inches (mm).			
<b>PROJECT:</b>					
<b>ENGINEER:</b>	<b>DATE</b>	<b>B SERIES</b>	<b>SUPERSEDES</b>	<b>DRAWING NO.</b>	
<b>CONTRACTOR:</b>	3 - 3 - 22	FL	10 - 9 - 14R	FL-TZ-2	