



**EZVAV DIGITAL CONTROLS**  
**SERIES FAN POWERED (CAV) TERMINAL UNIT**  
**COOLING WITH MODULATING HEAT**  
**PRESSURE INDEPENDENT**  
**MODELS: 35SE(ST), 35SW(ST), 37SE(ST) & 37SW(ST) N302**

IF CONTROLLERS ARE TO BE NETWORKED TOGETHER, TURN ON EOL DIP SWITCHES ON THE CONTROLLERS AT BOTH PHYSICAL ENDS OF THE NETWORK. CONNECT SHIELD TO EARTH GROUND AT ONLY ONE POINT.

FROM PREVIOUS CONTROLLER: BLK, RED, SHLD  
 TO NEXT CONTROLLER: BLK, RED, SHLD

STE-6014W36

RJ-45, 25 FT. ETHERNET CABLE

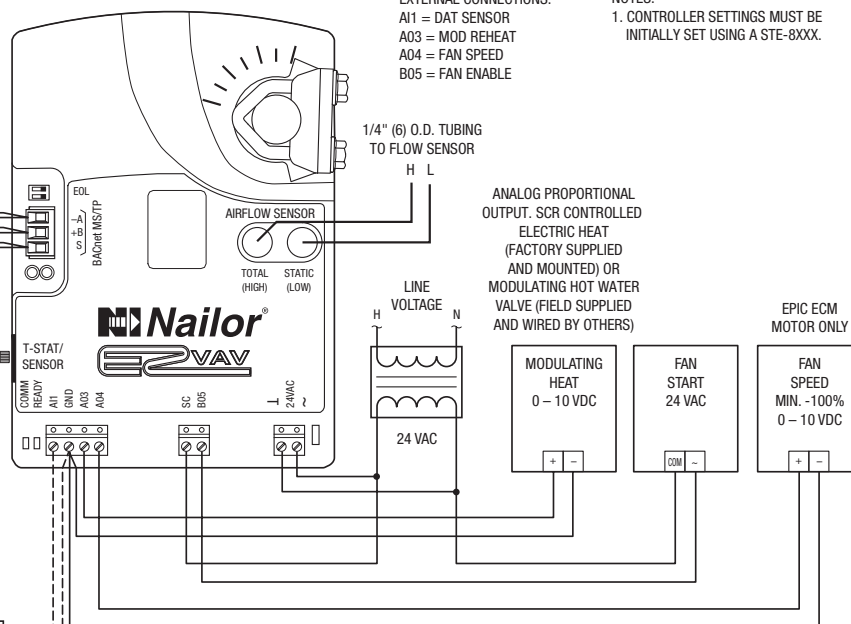
STE-8001W36/8201W36

STE-1401 DISCHARGE AIR TEMPERATURE SENSOR  
 10 KΩ, TYPE 3 (FIELD WIRED AND INSTALLED)

BAC-8005-36 CONTROLLER

EXTERNAL CONNECTIONS:  
 A11 = DAT SENSOR  
 A03 = MOD REHEAT  
 A04 = FAN SPEED  
 B05 = FAN ENABLE

NOTES:  
 1. CONTROLLER SETTINGS MUST BE INITIALLY SET USING A STE-8XXX.



————— FACTORY WIRING  
 - - - - - FIELD WIRING

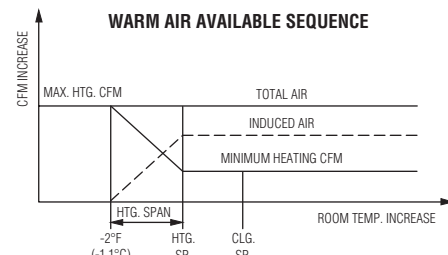
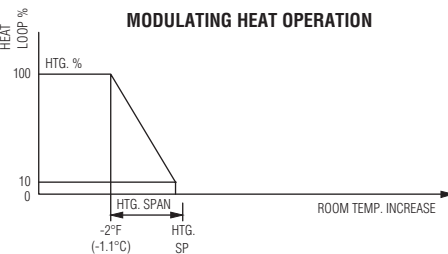
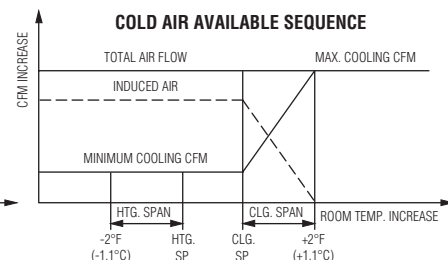
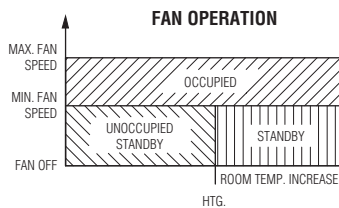
**Room Temperature Sensor Option:**

- TSD Digital Display (STE-8001W36)
- TSDO Digital Display w/Occupancy Motion Sensor (STE-8201W36)
- TSR Rotary Dial (STE-6014W36)

**CONTROL SEQUENCE N302**

**Sequence of Operation:**

1. Changeover/Morning Warm-up (Central AHU Heat/Cool): If supply air as measured by the discharge air temperature (DAT) sensor is below 72°F (22.2°C), cool air is said to be available. If supply air is above 76°F (24.4°C), warm air is said to be available. Any time warm air is available, auxiliary heat is locked out.
2. Cool Air Available: As space temperature rises above the cooling setpoint, the controller increases primary airflow. At a space temperature of 2°F (1.1°C) above the cooling setpoint, maximum cooling airflow is maintained. On a decrease in space temperature, the controller reduces airflow. Below cooling setpoint, minimum airflow is maintained.
3. The fan is started during occupied and standby modes and runs continuously at maximum fan speed. The fan induces warm ceiling plenum air as the primary airflow varies and maintains a constant volume to the space. During unoccupied mode, the fan starts on a call for heating only. The fan stops only during unoccupied mode when there is no call for heat. EPIC ECM Motor Only: During standby and unoccupied modes, the fan runs at minimum fan speed.
4. Supplemental Heat: As the space temperature drops below the heating setpoint, the heating output modulates open. As the space temperature rises towards the heating setpoint, the heating modulates closed. If the heating loop is less than 10%, the heating output remains at 0%.
5. If DAT limiting is enabled and a DAT sensor is detected, the discharge air heating setpoint is determined based on the heating loop. The discharge temperature is limited to 15°F (8.3°C) above space temperature up to a maximum of 90°F (32.2°C).
6. Warm Air Available: As space temperature drops below the heating setpoint, the controller increases primary airflow. At a space temperature of 2°F (1.1°C) below the heating setpoint, maximum heating airflow is maintained. On an increase in space temperature, airflow decreases. As space temperature rises above the heating setpoint, minimum heating airflow is maintained.



<b>SCHEDULE TYPE:</b>				
<b>PROJECT:</b>				
<b>ENGINEER:</b>				
<b>CONTRACTOR:</b>				
<b>DATE</b>	<b>B SERIES</b>	<b>SUPERSEDES</b>	<b>DRAWING NO.</b>	
2 - 22 - 23	3500	10 - 14 - 16	D35N302	