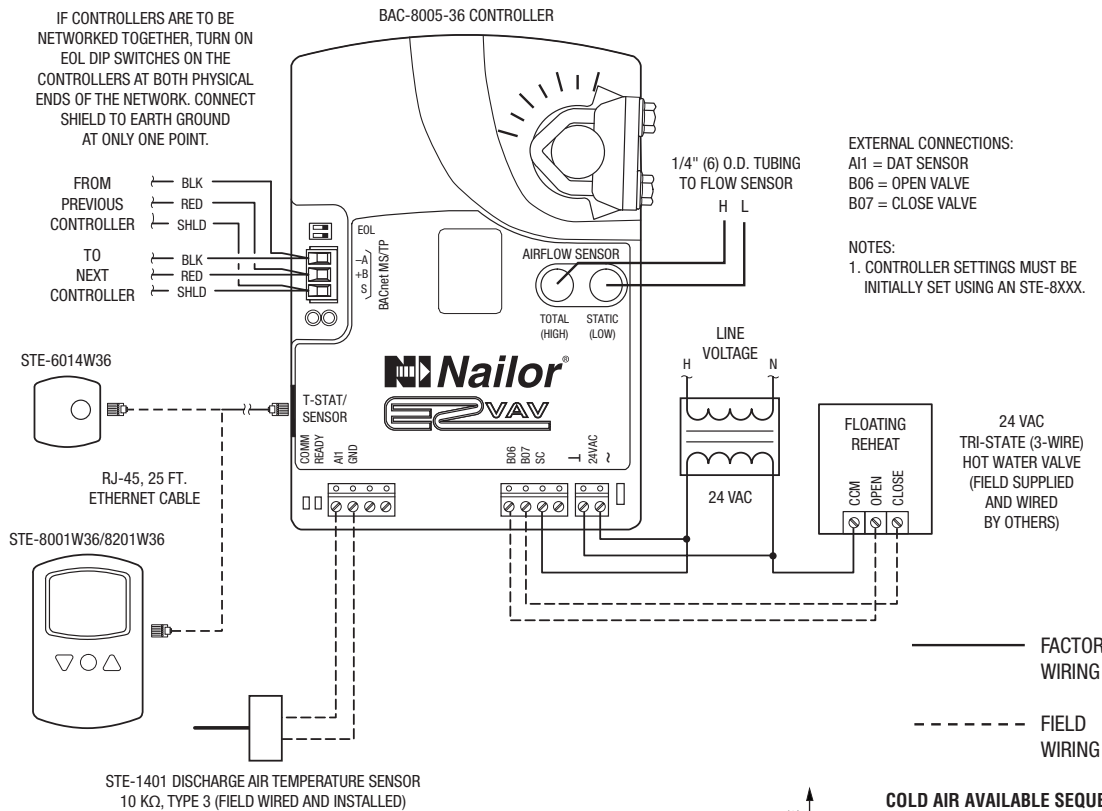




**EZVAV DIGITAL CONTROLS
SINGLE DUCT VAV TERMINAL UNIT
COOLING WITH FLOATING REHEAT
PRESSURE INDEPENDENT
MODEL: 30RW(Q)(HQ) N103**



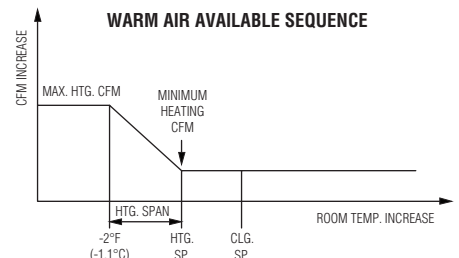
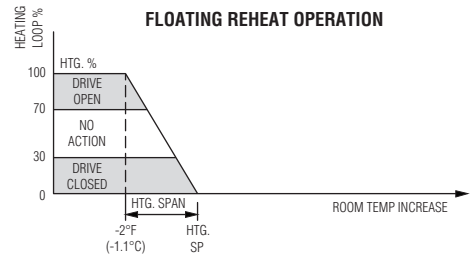
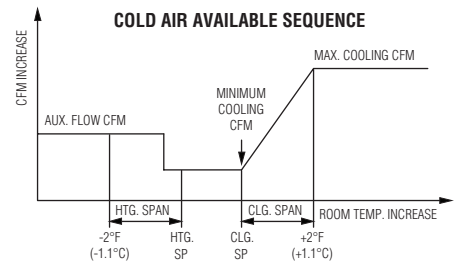
Room Temperature Sensor Option:

- TSD Digital Display (STE-8001W36)
- TSDO Digital Display w/Occupancy Motion Sensor (STE-8201W36)
- TSR Rotary Dial (STE-6014W36)

CONTROL SEQUENCE N103

Sequence of Operation:

1. Changeover/Morning Warm-up (Central AHU Heat/Cool): If supply air as measured by the discharge air temperature (DAT) sensor is below 72°F (22.2°C), cool air is said to be available. If supply air is above 76°F (24.4°C), warm air is said to be available. Any time warm air is available, auxiliary heat is locked out.
2. Cool Air Available: As the space temperature rises above the cooling setpoint, the controller increases airflow. At a space temperature of 2°F (1.1°C) above the cooling setpoint, maximum cooling airflow is maintained. On a decrease in space temperature, the controller reduces airflow. From cooling setpoint to heating setpoint, minimum cooling airflow is maintained. If the temperature drops further and reheat is required, the auxiliary flow rate is maintained.
3. Reheat: As the space temperature drops below the heating setpoint (heating loop is greater than 70%), the valve is driven open. As the space temperature rises back toward the heating setpoint, (heating loop is less than 30%), the valve is driven closed. If the loop is in between, there is no valve action.
4. If DAT Discharge Air Temperature limiting is enabled and a DAT sensor is detected, the discharge air reheat setpoint is determined based on the heating loop. The discharge temperature is limited to 15°F (8.3°C) above space temperature up to a maximum of 90°F (32.2°C).
5. Warm Air Available: As the space temperature drops below the heating setpoint, the controller increases airflow. At a space temperature of 2°F (1.1°C) below the heating setpoint, maximum heating airflow is maintained. On an increase in space temperature, airflow decreases. As space temperature rises above the heating setpoint, minimum heating airflow is maintained.



SCHEDULE TYPE:				
PROJECT:				
ENGINEER:		DATE	B SERIES	SUPERSEDES
CONTRACTOR:		2 - 22 - 23	3000	10 - 20 - 16
				DRAWING NO.
				D30N103