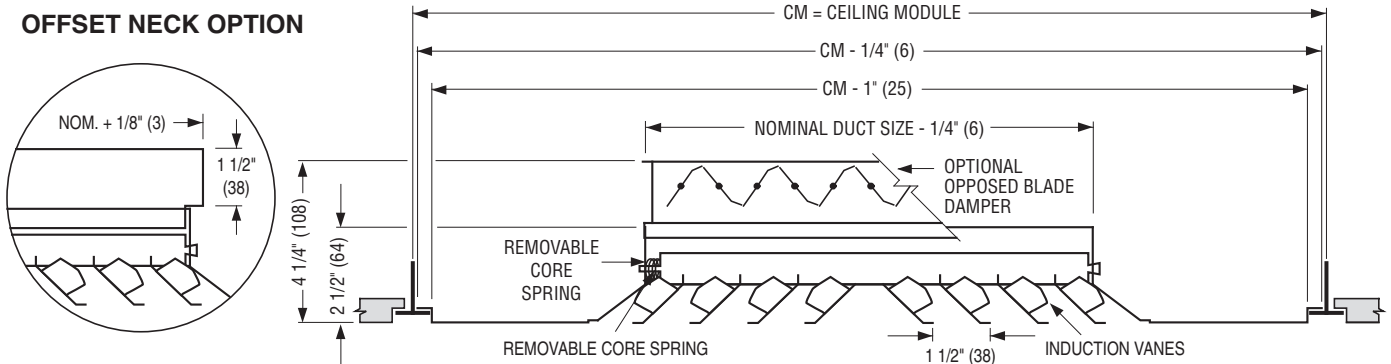




# PATTERN CEILING DIFFUSERS WITH IV INDUCTION VANES

## ALUMINUM • SQUARE, RECT. OR ROUND NECK MODELS: 6200IV AND 6200IV-O TYPE TL

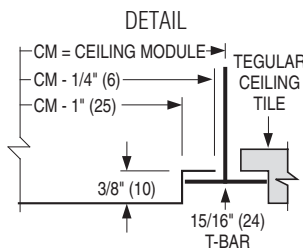
### OFFSET NECK OPTION



### TYPE TL • TEGULAR LAY-IN

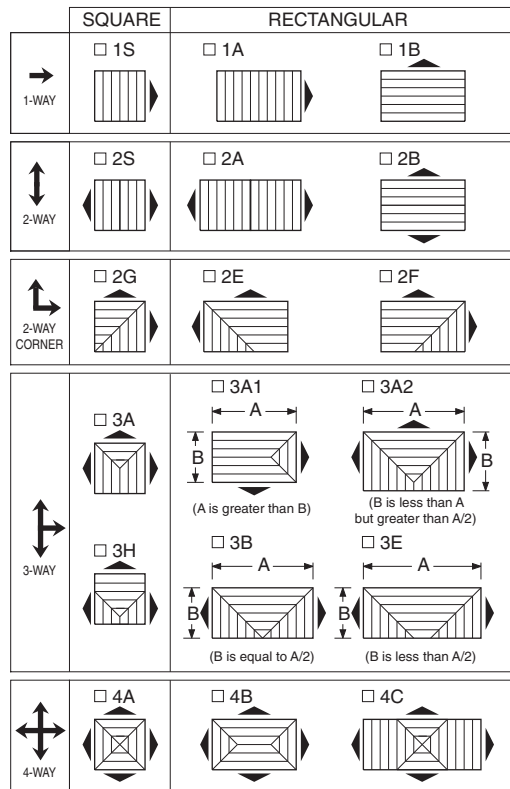
The diffuser is supplied in a steel module sized extended panel which drops the diffuser face below the T-bar so that it is flush with the tegular ceiling panels.

Minimum duct size: 6 x 6 (152 x 152)  
 Maximum duct size: see table.  
 Available in 3" (76) increments only.



IMPERIAL MODULES				METRIC MODULES	
Imperial Units (in.)		Metric Units (mm)		Metric Units (mm)	
CM	Maximum Duct Size	CM	Maximum Duct Size	CM	Maximum Duct Size
12 x 12	6 x 6	305 x 305	152 x 152	300 x 300	152 x 152
24 x 12	18 x 6	610 x 305	457 x 152	600 x 300	457 x 152
24 x 24	18 x 18	610 x 610	457 x 457	600 x 600	457 x 457

### CORE STYLE SELECTION



Patterns are shown in plan view (looking down into inlet).

### DESCRIPTION:

1. Material: Aluminum. Extended panel where required is corrosion-resistant coated steel.
2. Model 6200IV is a high capacity ceiling diffuser available in 1, 2, 3 or 4-way blow patterns to provide a tight horizontal airflow pattern from maximum to minimum airflow. The induction vanes consist of a set of 45° angled diffusion vanes spaced 1 1/2" (38) apart on the back of each diffuser louver. Vane sets on adjacent parallel louvers run in opposite directions and cause primary air to emerge from each louver at alternating angles. The resulting turbulent discharge air jets produce high induction rates and rapid temperature equalization, making the diffuser eminently suitable for VAV applications as the possibility of downdrafts (dumping) are eliminated.
3. Spring-loaded removable core.
4. Standard finish is AW Applique White.

### OPTIONS:

- PLA Aluminum Extended Panel.
- SQUARE AND RECTANGULAR NECK
- Steel opposed blade damper. Model 6200IV-O.
- Aluminum opposed blade damper. Model 6200IV-OA.
- ONA Offset neck adaptor. Fits outside duct (if a damper is required, order separately for remote mount. See Model OBDD).

### ROUND NECK

- SR Square to round transition collar
- SR-O Square to round transition collar for use over O.B.D.
- 4275 Radial Opposed Blade Damper (round)
- 4250 Radial Sliding Blade Damper (round)
- 4675 Butterfly Damper (round)

### EXTERNAL INSULATION

- EX External Foil-Back Insulation, installed -R-4.2.
- MIB Molded Insulation Blanket, -R-6.0. ('MIB' available for Frame Types L, TL and F with a 24 x 24 CM only, 15 x 15 max. neck size and a 'SR' square-to-round transition collar).

### OPTIONAL FINISH:

- SP Special. Specify \_\_\_\_\_.

Dimensions are in inches (mm).

<b>SCHEDULE TYPE:</b>				
<b>PROJECT:</b>				
<b>ENGINEER:</b>	<b>DATE</b>	<b>B SERIES</b>	<b>SUPERSEDES</b>	<b>DRAWING NO.</b>
<b>CONTRACTOR:</b>	1 - 16 - 17	6200	2 - 12 - 16	6200IV-5