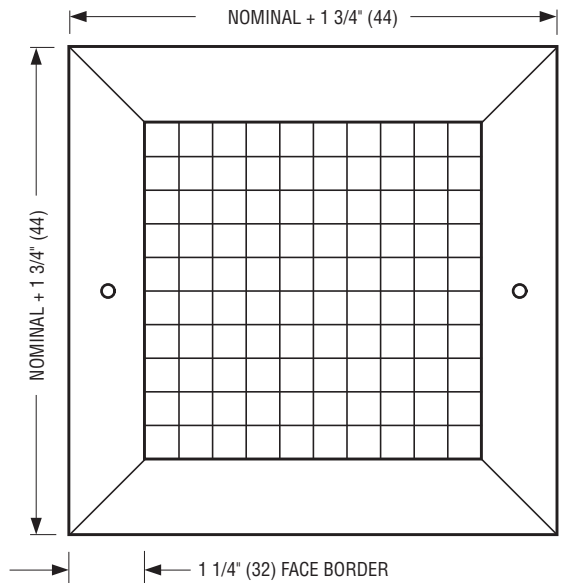
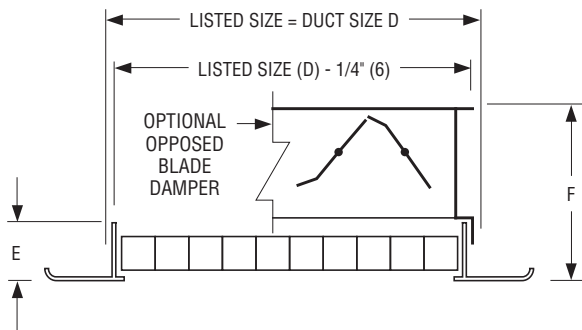


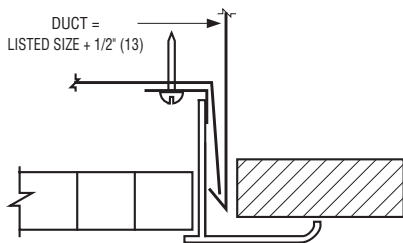


**STEEL EGGCRATE RETURN GRILLES
AND REGISTERS**
SURFACE MOUNT • ALUMINUM CORE
MODELS: 61EC(-O) TYPE S

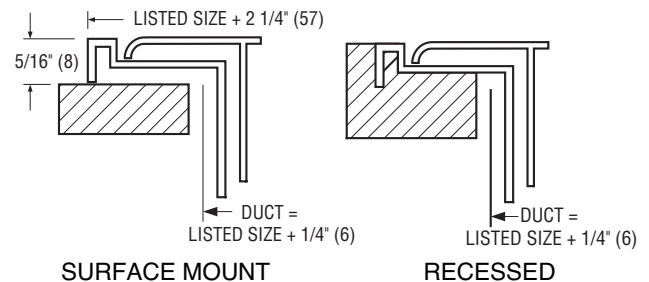


DIMENSION	1/2 x 1/2 x 1/2 STANDARD CORE	OPTIONAL 1/2 x 1/2 x 1 OR 1 x 1 x 1 CORE
E	7/8" (22)	1 1/4" (32)
F	2 5/8" (67)	3" (76)

**OPTIONAL TYPE C
CONCEALED MOUNTING STRAPS**



OPTIONAL TYPE PF PLASTER SUB FRAME
For use with standard 1 1/4" (32) border frame only.



MODEL 61EC Grille Type S.
For surface mount applications.

MODEL 61EC-O Register Type S.
For surface mount applications with opposed blade damper.

DESCRIPTION:

- Construction: Corrosion-resistant steel frame mechanically interlocked with hairline mitered corners for strength. 1/2 x 1/2 x 1/2 (13 x 13 x 13) aluminum grid core (code CA) is standard. A high capacity return or exhaust outlet with maximum free area for minimum pressure drop and sound generation.
- Optional roll-formed steel opposed blade damper has a screw driver slot operator accessible through face of register.
- Minimum size is 4" x 4" (102 x 102).
Maximum size is 48" x 48" (1219 x 1219).
- Type S Surface mount frame has a 1 1/4" (32) face border and a 1" (25) overlap margin.
- Standard fastening is Type A countersunk screw holes.
- Standard finish is AW Appliance White.

OPTIONS:

- Finish:
 - SA Satin (clear) anodized frame/mill core.
 - SP Special _____.
- Fastening:
 - Type C Concealed mounting straps
- PF Plaster frame
- IS Insert screen
- Non-standard core:
 - CB 1/2 x 1/2 x 1 (13 x 13 x 25)
 - CC 1 x 1 x 1 (25 x 25 x 25)
- Other _____.

SCHEDULE TYPE:

PROJECT:

ENGINEER:

CONTRACTOR:

Dimensions are in inches (mm).

DATE	B SERIES	SUPERSEDES	DRAWING NO.
2 - 1 - 11	6100	6100-4A/8-29-05	61EC-1