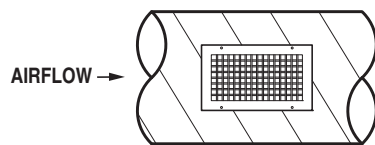




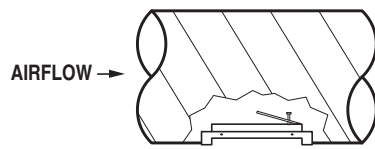
STEEL CURVED SPIRAL DUCT GRILLES
 TRUE FULL RADIUS DESIGN
 DOUBLE DEFLECTION • ADJUSTABLE BLADES
MODELS: 61DHC AND 61DVC

MODEL 61DHC
 Double Deflection
 Horizontal Front Blades

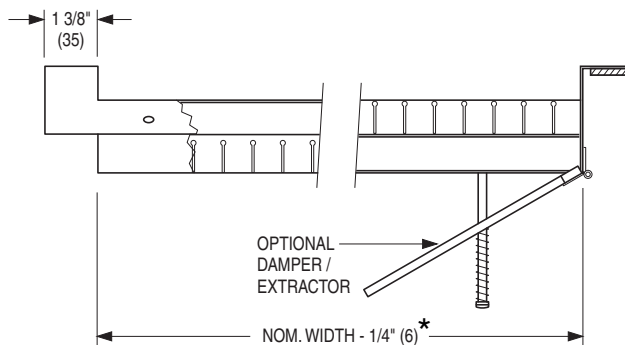
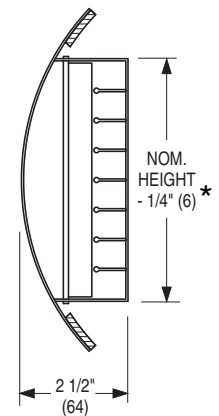
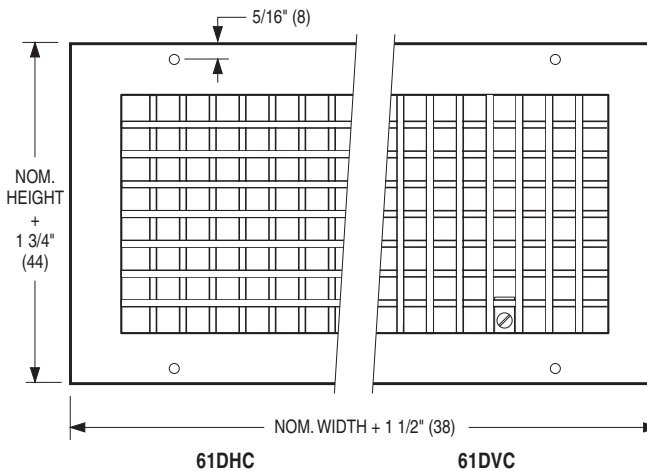
MODEL 61DVC
 Double Deflection
 Vertical Front Blades



FRONT VIEW



PLAN VIEW



Available Sizes

Grille Width Min. - Max.	Grille Height	Duct Diameter Min. - Max.
10 - 48 (254 - 1219)	3 (76)	6 - 36 (152 - 914)
10 - 48 (254 - 1219)	4 (102)	6 - 36 (152 - 914)
10 - 48 (254 - 1219)	6 (152)	8 - 36 (203 - 914)
10 - 48 (254 - 1219)	8 (203)	10 - 36 (254 - 914)
10 - 48 (254 - 1219)	10 (254)	12 - 36 (305 - 914)
12 - 36 (305 - 914)	12 (305)	14 - 36 (356 - 914)

Duct diameters in even sizes only. Grilles available in nominal 1" (25) increments in width.

* Opening = Nominal + 1/4" (6) with DEX Damper/Extractor option.

Important:

Grilles are custom fabricated to fit only a single specified duct diameter.

DESCRIPTION:

- Nailor's unique curved spiral duct grille design offers an architecturally superior appearance and saves installation time and money by directly mounting to the duct and hence eliminating the need to fabricate stand-off saddles for standard grilles.
- Construction: Unique architectural single piece corrosion-resistant steel frame design is rolled to match required duct radius, eliminating unsightly non-aligned butted corners. Two sets of perpendicular "teardrop" blades on 3/4" (19) centers provide air control in two planes. Individually adjustable blades are friction pivoted to ensure positive positioning when adjusted to desired deflection setting.
- A thick foam gasket is provided as standard to ensure a tight seal to duct.
- Standard fastening is Type A screw holes.
- Standard finish is AW Appliance White.

Options:

DEX Damper/Extractor* (Air scoop) (For supply air applications).

Finish:

AL Aluminum.

MI Mill.

SP Special. Specify _____.

SCHEDULE TYPE

PROJECT

ENGINEER

CONTRACTOR

Dimensions are in inches (mm).

DATE

B SERIES

SUPERSEDES

DRAWING NO.

9 - 22 - 11

6100C

4 - 12 - 11

6100C-2