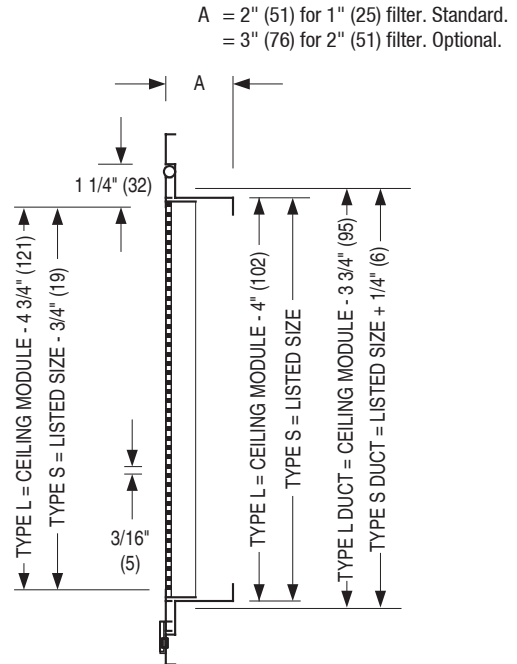
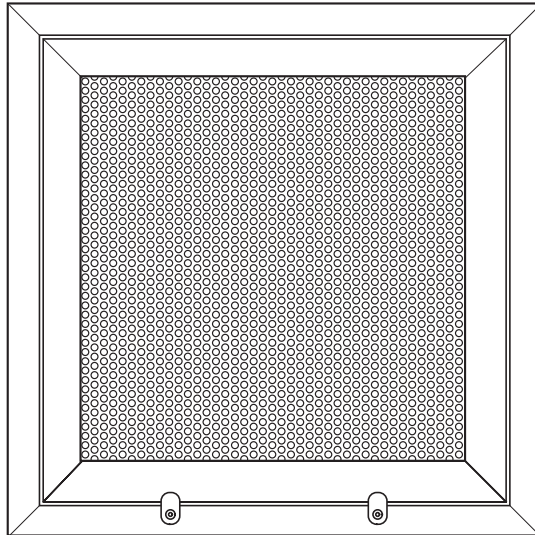
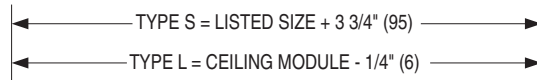




ALUMINUM FILTER RETURN GRILLES PERFORATED CORE MODEL: 51FP



FRAME/BORDER:

- Type S Surface Mount
- Type L Lay-in T-Bar

DESCRIPTION:

1. Material: Extruded aluminum.
2. Provision for 1" (25) filter (by others) is standard.
3. Type S available in nominal sizes 6" x 4" (152 x 102) through 48" x 36" (1219 x 914) max. in 1" (25) increments. Type L is available in ceiling module sizes: 12" x 12", 24" x 12", 20" x 20", 24" x 24", 36" x 12", 36" x 24" and 48" x 24" (305 x 305, 610 x 305, 508 x 508, 610 x 610, 914 x 305, 914 x 610 and 1219 x 610). Metric available.
4. Perforated face has 3/16" (5) holes on staggered 1/4" (6) centers. 51% free area.
5. Core is hinged and secured by 1/4 turn latches. Core panel is hinged on width dimension at top as standard (HT).
For other hinging requirements, specify one of the following:
 - HB Hinged Bottom
 - HL Hinged Left (facing grille)
 - HR Hinged Right (facing grille)
6. Type N standard fastening is with sheet metal screws, (by others), through the neck of the outer frame for Type S Surface Mount installation.
7. Standard Finish: AW Appliance White.

OPTIONS:

1. Finish:
 - SP Special _____ .
2. F2 Provision for 2" (51) filter (by others).
3. Core Fastening:
 - KK Knurled knob
 - QT 1/4 turn slotted fastener
4. Installation Fastening:
 - Type A Countersunk screwholes on face of outer frame (Type S Model).

SCHEDULE TYPE:		Page 1 of 2			
PROJECT:		Dimensions are in inches (mm).			
ENGINEER:	DATE	B SERIES	SUPERSEDES	DRAWING NO.	
CONTRACTOR:	9 - 24 - 19	51F	10 - 1 - 15	51F-3	

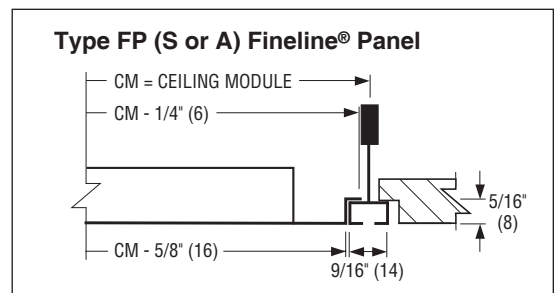
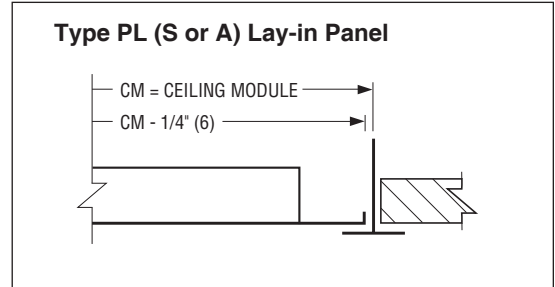
Panel Mounted/Ceiling Modules

- Border Type PLS: Steel Lay-in Panel**
- Border Type PLA: Aluminum Lay-in Panel**

The grille or register is mounted in an extended panel to suit standard T-Bar Lay-in type ceilings.

- Border Type FPS: Steel Fineline[®] Panel**
- Border Type FPA: Aluminum Fineline[®] Panel**

The grille or register is mounted in an extended panel that will fit a 9/16" (14) narrow regressed (bolt slot) T-Bar ceiling grid or 9/16" (14) Flat T-Bar with tegular ceiling tile.


Available Border Type PL and FP Ceiling Module Sizes

Ceiling Module	
Imperial Units (in.)	Metric Units (mm)
12 x 12	300 x 300
24 x 12	600 x 300
36 x 12	900 x 300
48 x 12	1200 x 300
20 x 20	500 x 500
24 x 24	600 x 600
36 x 24	900 x 600
48 x 24	1200 x 600

Maximum grille neck size is CM Ceiling Module - 6" (152).

SCHEDULE TYPE:	Page 2 of 2			
PROJECT:	Dimensions are in inches (mm).			
ENGINEER:	DATE	B SERIES	SUPERSEDES	DRAWING NO.
CONTRACTOR:	9 - 24 - 19	51F	10 - 1 - 15	51F-3