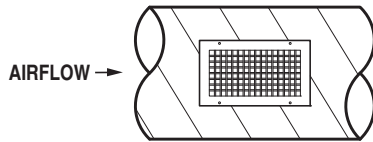




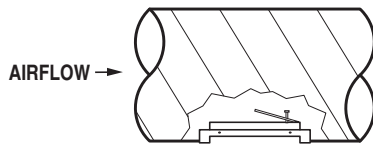
**ALUMINUM CURVED SPIRAL DUCT GRILLES**  
**TRUE FULL RADIUS DESIGN**  
**DOUBLE DEFLECTION • ADJUSTABLE BLADES**  
**MODELS: 51DHC AND 51DVC**

**MODEL 51DHC**  
 Double Deflection  
 Horizontal Front Blades

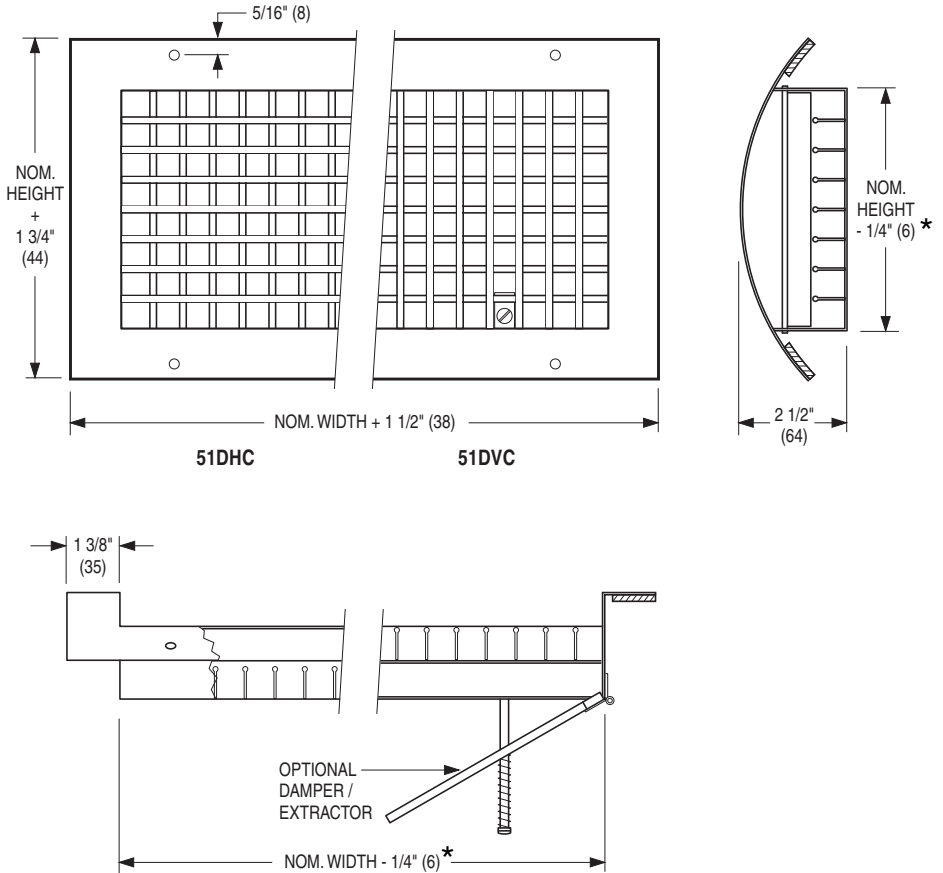
**MODEL 51DVC**  
 Double Deflection  
 Vertical Front Blades



FRONT VIEW



PLAN VIEW



**Available Sizes**

Grille Width Min. - Max.	Grille Height	Duct Diameter Min. - Max.
10 - 48 (254 - 1219)	3 (76)	6 - 36 (152 - 914)
10 - 48 (254 - 1219)	4 (102)	6 - 36 (152 - 914)
10 - 48 (254 - 1219)	6 (152)	8 - 36 (203 - 914)
10 - 48 (254 - 1219)	8 (203)	10 - 36 (254 - 914)
10 - 48 (254 - 1219)	10 (254)	12 - 36 (305 - 914)
12 - 36 (305 - 914)	12 (305)	14 - 36 (356 - 914)

Duct diameters in even sizes only. Grilles available in nominal 1" (25) increments in width.

\* Opening = Nominal + 1/4" (6) with DEX Damper/Extractor option.

**Important:**

Grilles are custom fabricated to fit only a single specified duct diameter.

**DESCRIPTION:**

1. Nailor's unique curved spiral duct grille design offers an architecturally superior appearance and saves installation time and money by directly mounting to the duct and hence eliminating the need to fabricate stand-off saddles for standard grilles.
2. Construction: Unique architectural single piece aluminum frame design is rolled to match required duct radius, eliminating unsightly non-aligned butted corners. Two sets of perpendicular extruded aluminum "teardrop" blades on 3/4" (19) centers provide air control in two planes. Individually adjustable blades are friction pivoted to ensure positive positioning when adjusted to desired deflection setting.
3. A thick foam gasket is provided as standard to ensure a tight seal to duct.
4. Standard fastening is Type A screw holes.
5. Standard finish is AW Appliance White.

**Options:**

DEX Damper/Extractor\* (Air scoop) (For supply air applications).

**Finish:**

AL Aluminum.

MI Mill.

SP Special. Specify \_\_\_\_\_.

**SCHEDULE TYPE**

**PROJECT**

**ENGINEER**

**CONTRACTOR**

Dimensions are in inches (mm).

DATE

B SERIES

SUPERSEDES

DRAWING NO.

9 - 22 - 11

5100C

4 - 12 - 11

5100C-2