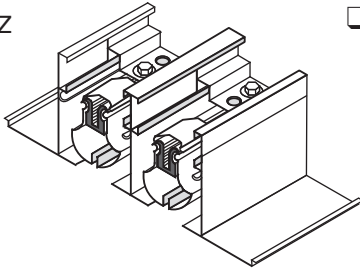




LINEAR SLOT DIFFUSERS
 EXTRUDED ALUMINUM
 FOR TECHZONE™ TYPE CEILINGS 4" AND 6" WIDE
MODELS: 5075TZ SUPPLY AND 5075TZR RETURN
FRAME TYPE NT 9/16" (14) NARROW T-BAR LAY-IN

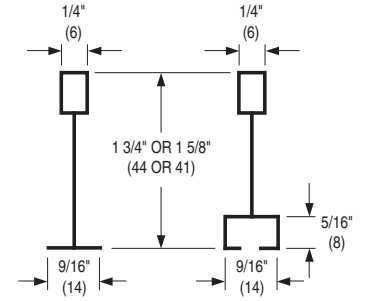
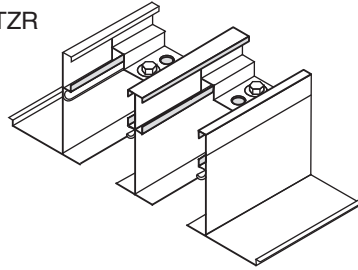
Supply Model

5075TZ

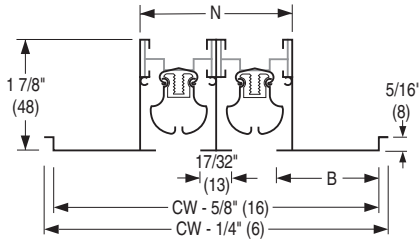


Return Model

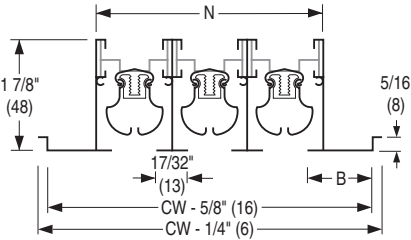
5075TZR



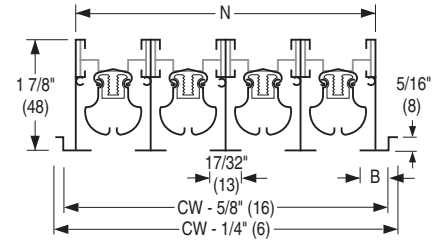
2 Slot:



3 Slot:

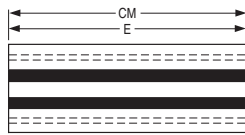


4 Slot:

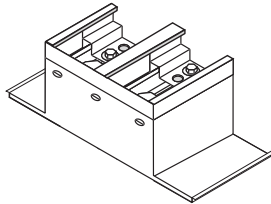
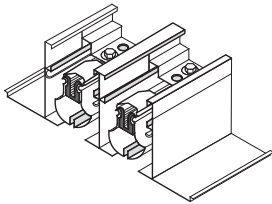
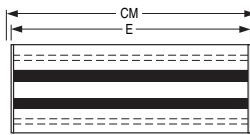


End Cap Configuration

O – Open End



C – Flat End Cap



CM = Ceiling Module E = Overall Length

Ceiling Module Width CW	No. of Slots	Border B	Neck N
4"	1	1 5/16" (33)	1 3/8" (35)
	2	1 1/16" (17)	2 5/8" (67)
6"	1	2 5/16" (59)	1 3/8" (35)
	2	1 11/16" (43)	2 5/8" (67)
	3	1 1/16" (27)	3 7/8" (98)
	4	7/16" (11)	5 1/8" (130)

End Condition	Face Length E
CC	Ceiling Module – 5/8" (16)
OC	Ceiling Module – 5/16" (8)
OO	Ceiling Module

NOTES:

- Compatible with Armstrong® Techzone™ and USG Logix™ ceiling systems.
- Material: Extruded aluminum frame. Corrosion-resistant steel pattern controllers.
- 3/4" (19) nominal slot width. Available in 1, 2, 3 and 4 slots.
- Available in 24" (610), 30" (762), 36" (914), 48" (1219), 60" (1524) and 72" (1829) standard module lengths. Ends are finished with Type CC flat end caps. Also available in multiple section assemblies (over 72" [1829]) with alignment pins for continuous run applications. Linear over 72" (1829) are supplied in equal section lengths.
- This model accommodates both 9/16" (14) flat tees to provide a tegular appearance and 9/16 Bolt-Slot (Fineline Type) regressed tees for a flush appearance with a tegular ceiling tile.
- The volume and direction of the discharge air can be adjusted by moving the pattern controllers.

- 5075TZR is a matching return diffuser and supplied without pattern controllers.
- The maximum length of the pattern controller is 36" (914). Diffusers longer than 36" (914) are provided with multiple pattern controller sections.
- Standard finish is AW Appliance White. Black pattern controllers.
- For performance data; see Nailor catalog Model 5075.

OPTIONS:

FACTORY SUPPLIED PLENUM

5375TZ 5375TZI Insulated

See separate submittal for full specification and dimensional data.

SCHEDULE TYPE:

PROJECT:

ENGINEER:

CONTRACTOR:

Dimensions are in inches (mm).

DATE	B SERIES	SUPERSEDES	DRAWING NO.
7 - 18 - 16	5000	4 - 1 - 13	5075TZ-3