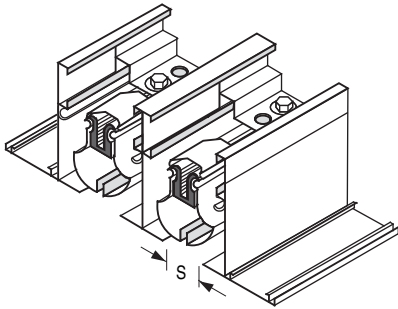




**LINEAR SLOT DIFFUSERS**  
**EXTRUDED ALUMINUM**  
**MODEL SERIES: 5000**  
**FRAME TYPES E, F, G, H, H2**

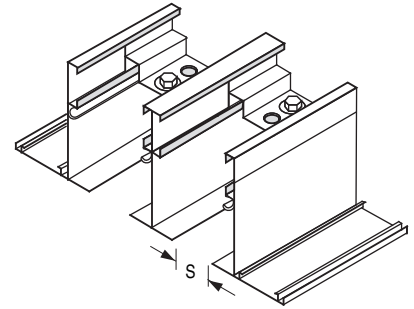
**Supply Model**

- 5050  
(S = 1/2" [13] slot)
- 5075  
(S = 3/4" [19] slot)
- 5010  
(S = 1" [25] slot)
- 5015  
(S = 1 1/2" [38] slot)

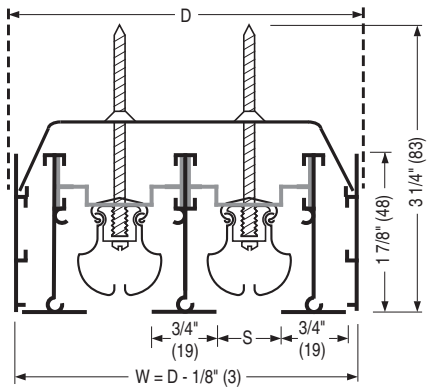


**Return Model**

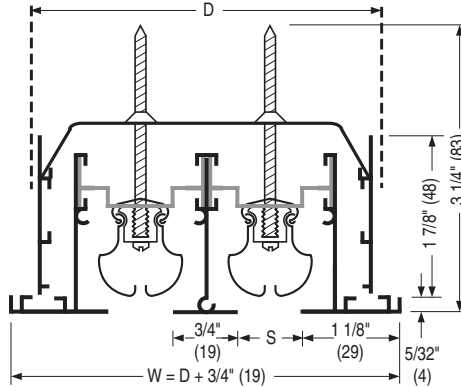
- 5050R  
(S = 1/2" [13] slot)
- 5075R  
(S = 3/4" [19] slot)
- 5010R  
(S = 1" [25] slot)
- 5015R  
(S = 1 1/2" [38] slot)



- Type E**  
Flush Frame & Sub-Frame / Concealed Mounting



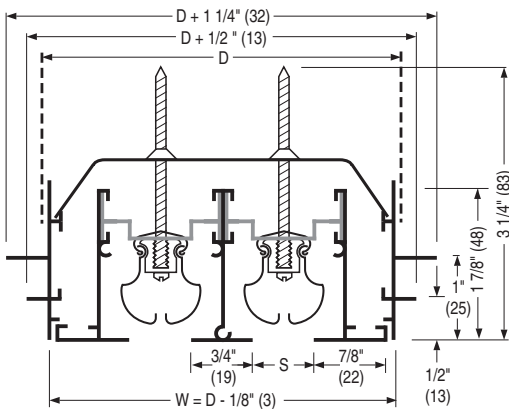
- Type F**  
Flange Frame & Sub-Frame / Concealed Mounting



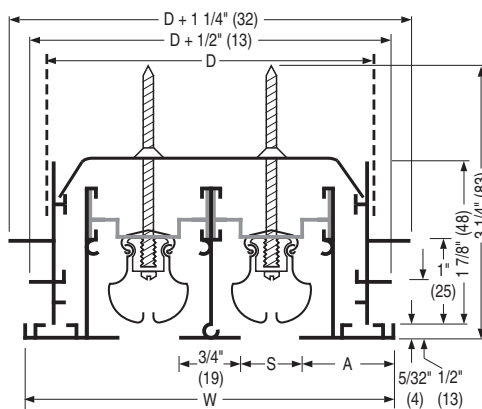
**FINISH:**

- AW Appliance White (Standard)
  - BC Brushed and clear coat lacquer
  - SP Special \_\_\_\_\_
- All with black pattern controllers

- Type G**  
Flush Frame with Plaster and Tile Sub-Frame / Concealed Mounting



- Type H, H2**  
Flange Frame with Plaster and Tile Sub-Frame / Concealed Mounting



Type	A	W
H	1 1/8" (29)	D + 3/4" (19)
H2	7/8" (22)	D + 1/4" (6)

**NOTES:**

1. Material: Extruded aluminum frame. Corrosion-resistant steel pattern controllers.
2. The volume and direction of the discharge air can be adjusted by moving the pattern controller.
3. Model 5000R return and the Model 5000 supply diffusers are identical except for the pattern controllers.
4. Greater than 6 foot (1829) lengths are supplied in multiple sections.
5. The maximum length of the pattern controller is 36" (914). Diffusers longer than 36" (914) are provided with multiple pattern controller sections.
6. Alignment strips on the frames and sub-frames provide superior, positive aligning.
7. Available with 1 to 10 slots.
8. Standard lengths of diffuser sections are 1, 2, 3, 4, 5 and 6 ft (305, 610, 914, 1219, 1524 and 1829).

**SCHEDULE TYPE:**

**PROJECT:**

**ENGINEER:**

**CONTRACTOR:**

Dimensions are in inches (mm).

**DATE**

**B SERIES**

**SUPERSEDES**

**DRAWING NO.**

11 - 1 - 16

5000

11 - 1 - 12

5000-2A