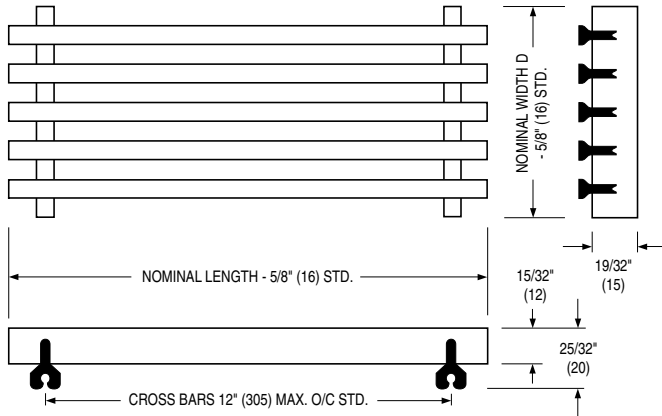


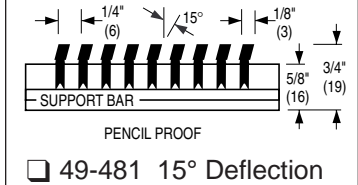
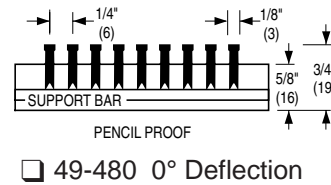
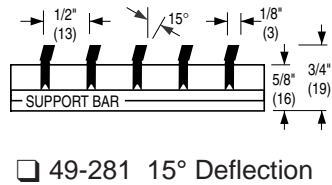
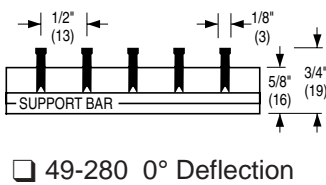
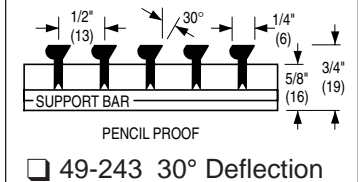
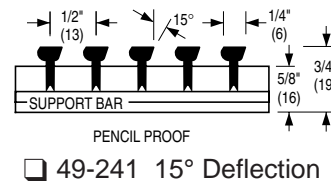
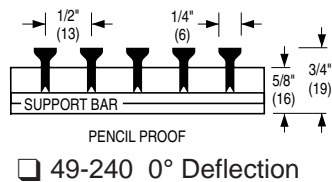


**LINEAR BAR GRILLES • CORE ONLY**  
**ALUMINUM • FIXED BARS**  
**MODEL SERIES: 4900**



Nominal Width D	Standard Number of Bars	
	1/2" (13) Spacing	1/4" (6) Spacing
1 1/2 (38)	1	2
2 (51)	2	4
2 1/2 (63)	3	6
3 (76)	4	8
3 1/2 (89)	5	10
4 (102)	6	12
5 (127)	8	16
6 (152)	10	20

**CORE SELECTION**



**DESCRIPTION:**

- Series 4900 Extruded Aluminum Linear Bar Grille Cores may be used for various supply and/or return air applications. They are suited to ceiling, sidewall, sill or convector and forced air type enclosure applications. The longitudinal deflection bars are mechanically pressed and secured into place on the cross (support) bars.
- The standard sizing for core only units is the same as for non-floor type cores when installed in the frames (Types A, B, C, D and E) of 4900 grilles and registers. Standard available core widths are shown above. Maximum single section length is 72" (1829).

**OPTIONS:**

- FINISH:**
  - AW Appliance White
  - AL Aluminum
  - SA Satin (clear) Anodized
  - BC Brushed clear-coat lacquer
  - MI Mill
  - SP Special. Specify \_\_\_\_\_.
- HC Heavy-duty core. Cross bars are on 8" (203) max. centers.
- CUSTOM FINISHED SIZE:  
 Availability subject to verification by factory. Specify.  
 Actual finished bar length = \_\_\_\_\_.  
 Actual finished cross bar width = \_\_\_\_\_.

**SCHEDULE TYPE:**

**PROJECT:**

**ENGINEER:**

**CONTRACTOR:**

Dimensions are in inches (mm).

**DATE**

**B SERIES**

**SUPERSEDES**

**DRAWING NO.**

16 - 9 - 99RR

4900

7 - 95

4900-4