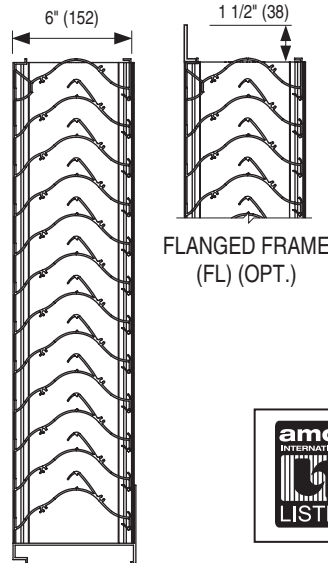
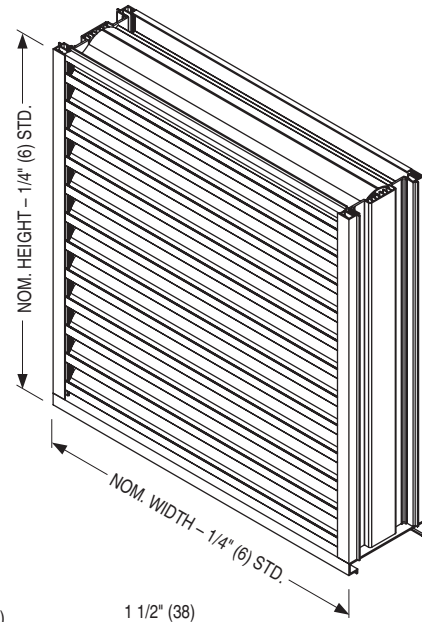


QUALIFICATIONS:

- Florida Product Approval No. : 19273.10
- Intertek Listed Building Product: Exterior Louvers.
- Tested in accordance with: TAS-201 (Large Missile Impact Test), TAS-202 (Uniform Static Air Pressure Test), TAS-203 (Cyclic Wind Pressure Loading Test).
- AMCA 500-L (Wind-Driven Rain, Water Penetration, Airflow).
- AMCA 540 (Wind-Borne Debris Impact Test [Enhanced "Level E" Protection]).
- Wind load rating +/- 50 PSF (standard) (up to +/- 150 PSF dependent on size & configuration).

STANDARD CONSTRUCTION:

- FRAME:** 6" (152) deep, Type 6063-T6 extruded aluminum, .080" (2.03) nominal wall thickness. Integral downspouts and caulking slot provided.
- BLADES:** Type 6063-T6 extruded aluminum, .080" (2.03) nominal wall thickness, with reinforcing bosses.
- BLADE ANGLE:** Fixed at 30 degrees.
- BLADE SPACING:** 1.94" (49) on centers.
- BLADE SUPPORT:** Concealed type, factory installed on rear of louver. Size varies based on design pressure. Consult Nailor.
- SCREEN:** 5/8" x .050 (15.9 x 1.27) expanded, flattened aluminum bird screen in removable frame, inside (rear) mount (adds approx. 3/8" [10] to louver depth).
- FINISH:** Mill.
- MINIMUM SIZE:** 12" W x 12" H (305 x 305).
- MAX. SINGLE SECTION SIZE:** 108" W x 84" H (2743 x 2134) or 84" W x 120" H (2134 x 3048). 63 – 70 sq. ft. (5.9 – 6.5 m²). Larger louvers will require field assembly of smaller sections.
- OVERALL MAXIMUM SIZE:** Unlimited Width x 120" H (3048).



OPTIONS:

- BSSS** Type 304 S.S. Bird Screen.
- BSN** No Bird Screen.
- ISA** Aluminum Insect Screen.
- ISSS** Type 304 S.S. Insect Screen.
- FL** Flanged Frame.
- ESI** Extended Sill.
- PASI** Sill Pan.
- Other: _____.

OPTIONAL FINISHES:

- PC3** Powder Coat AAMA 2603. Color: _____.
- PC4** High Performance Powder Coat AAMA 2604 (Equivalent to 50% Kynar®). Color: _____.
- PC5** Fluoropolymer Powder Coat AAMA 2605 (Equivalent to 70% Kynar®). Color: _____.
- PCC** Prime Coat.

- AN04** Clear Anodized 204-R1.
 - AN15** Clear Anodized 215-R1.
 - ANLB** Light Bronze.
 - ANMB** Medium Bronze.
 - ANDB** Dark Bronze.
 - ANBK** Black.
- For Installation Instructions, see IOM-LOUVERINSTFPA.

| | | | | | |
|-----------------------|-------------|--------------------------------|-------------------|--------------------|--|
| SCHEDULE TYPE: | | Page 1 of 3 | | | |
| PROJECT: | | Dimensions are in inches (mm). | | | |
| ENGINEER: | DATE | B SERIES | SUPERSEDES | DRAWING NO. | |
| CONTRACTOR: | 1 - 13 - 22 | 1600F | 10 - 31 - 18 | 1606WDF | |



EXTRUDED ALUMINUM STATIONARY LOUVER
FLORIDA PRODUCT APPROVED
 WIND-DRIVEN RAIN RESISTANT • 6" (152) DEEP
 HORIZONTAL BLADE • PERFORMANCE DATA
MODEL: 1606WDF



AIRFLOW/WATER PENETRATION DATA
for 48" x 48" (1219 x 1219) Louver Size

| | | |
|----------------------------|--|------------------------|
| Free Area % | | 47% |
| Free Area sq. ft. (sq. m.) | | 7.52 (0.70) |
| I N T A K E | Free Area Velocity at Point of Beginning Water Penetration at .01 oz./sq. ft. (3 ml/sq. m) (15 min. test duration) | 1250 fpm (381 m/min.)* |
| | Air Volume at 1250 fpm | 9,400 cfm (4436 l/s) |
| | Free Area Velocity | |
| | Pressure Drop @ 1250 fpm | .20 in. w.g. (50 Pa) |

NOTE: To minimize water penetration when sizing intake louvers, select a Free Area Velocity that is **below** the beginning point of water penetration.*Maximum Free Area Velocity tested is 1250 fpm. Beginning point of water penetration for this model is above 1250 fpm.

WIND DRIVEN RAIN PERFORMANCE

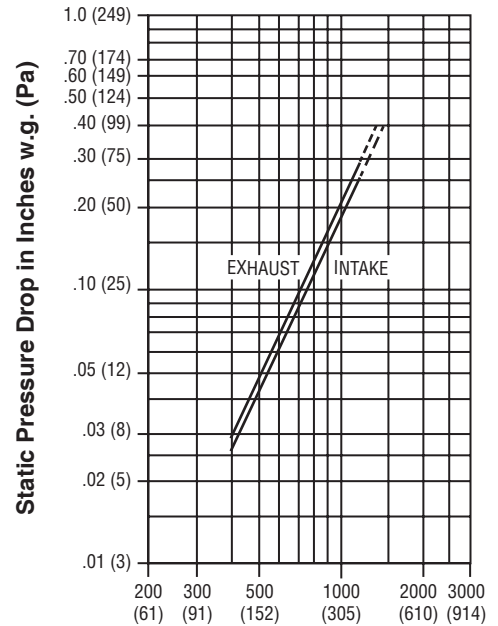
| | | | | | | | | | |
|-------------------------|-------|--------|--------|--------|--------|--------|--------|--------|--------|
| Core Ventilation | 0 | 98 | 197 | 295 | 394 | 492 | 591 | 668 | 763 |
| Rate in fpm (m/s) | (0.0) | (0.5) | (1.0) | (1.5) | (2.0) | (2.5) | (3.0) | (3.39) | (3.88) |
| Free Area Ventilation | 0 | 209 | 419 | 628 | 838 | 1047 | 1257 | 1421 | 1623 |
| Rate in fpm (m/s) | (0.0) | (1.06) | (2.13) | (3.19) | (4.26) | (5.32) | (6.39) | (7.22) | (8.24) |
| Effectiveness Ratio (%) | 100 | 99.6 | 99.2 | 98.7 | 98.4 | 98.4 | 98.3 | 97.8 | 97.3 |
| Penetration Class | A | A | A | B | B | B | B | B | B |

Test was based on a 39.375" x 39.375" (1.0 m x 1.0 m) core area louver tested at a rainfall rate of 3" per hour (76 mm/hour) with a wind velocity of **29 mph (13 m/s)**.
 DISCHARGE LOSS COEFFICIENT CLASS (INTAKE): 2. (Discharge Loss Coefficient Classification is as follows: 1=0.4 and above, 2=0.3 to 0.399, 3 = 0.2 to 0.299, 4 = 0.199 and below.)

| | | | | | | | | | |
|-------------------------|-------|--------|--------|--------|--------|--------|--------|--------|--------|
| Core Ventilation | 0 | 98 | 197 | 295 | 394 | 492 | 591 | 668 | 763 |
| Rate in fpm (m/s) | (0.0) | (0.5) | (1.0) | (1.5) | (2.0) | (2.5) | (3.0) | (3.39) | (3.88) |
| Free Area Ventilation | 0 | 209 | 419 | 628 | 838 | 1047 | 1257 | 1421 | 1623 |
| Rate in fpm (m/s) | (0.0) | (1.06) | (2.13) | (3.19) | (4.26) | (5.32) | (6.39) | (7.22) | (8.24) |
| Effectiveness Ratio (%) | 100 | 99.5 | 99.4 | 99.2 | 98.6 | 98.7 | 98.4 | 97.9 | 97.4 |
| Penetration Class | A | A | A | A | B | B | B | B | B |

Test was based on a 39.375" x 39.375" (1.0 m x 1.0 m) core area louver tested at a rainfall rate of 8" per hour (203 mm/hour) with a wind velocity of **50 mph (22 m/s)**.
 DISCHARGE LOSS COEFFICIENT CLASS (INTAKE): 2. (Discharge Loss Coefficient Classification is as follows: 1=0.4 and above, 2=0.3 to 0.399, 3 = 0.2 to 0.299, 4 = 0.199 and below.)

PRESSURE DROP



Air Velocity in Feet (Meters) Per Minute Through Free Area
 Louver test size: 48" x 48" (1219 x 1219 mm).
 Standard air density @ 0.075 lbs/ft³.
 Tested to AMCA Fig. 5.5 – 6.5.



Nailor Industries Inc. certifies the Model 1606WDF shown herein is licensed to bear the AMCA Seal. The ratings shown are based on tests and procedures performed in accordance with AMCA Publication 511 and comply with the requirements of the AMCA Certified Ratings Program. Seal applies to air performance, water penetration and wind driven rain performance ratings.



Nailor Industries Inc. certifies that the 1606WDF shown herein is approved to bear the AMCA Listing Label. The ratings shown are based on tests and procedures performed in accordance with AMCA publications and comply with the requirements of the AMCA Listing Label Program. The AMCA Listing Label applies to Wind Borne Debris Impact Resistant Louvers.

| | | | | |
|-----------------------|--------------------------------|-----------------|-------------------|--------------------|
| SCHEDULE TYPE: | Page 2 of 3 | | | |
| PROJECT: | Dimensions are in inches (mm). | | | |
| ENGINEER: | DATE | B SERIES | SUPERSEDES | DRAWING NO. |
| CONTRACTOR: | 1 - 13 - 22 | 1600F | 10 - 31 - 18 | 1606WDF |



EXTRUDED ALUMINUM STATIONARY LOUVER
FLORIDA PRODUCT APPROVED
 WIND-DRIVEN RAIN RESISTANT • 6" (152) DEEP
 HORIZONTAL BLADE • PERFORMANCE DATA
MODEL: 1606WDF



FREE AREA in Square Feet and Square Meters

| | | Width in Inches and Meters | | | | | | | | | | | | | | | | |
|-----------------------------|------|----------------------------|------|-------|-------|-------|-------|-------|-------|-------|-------|-------|-------|-------|-------|-------|-------|-------|
| | | 12 | 18 | 24 | 30 | 36 | 42 | 48 | 54 | 60 | 66 | 72 | 78 | 84 | 90 | 96 | 102 | 108 |
| Height in Inches and Meters | 12 | 0.28 | 0.45 | 0.62 | 0.79 | 0.97 | 1.14 | 1.31 | 1.48 | 1.65 | 1.82 | 1.99 | 2.16 | 2.34 | 2.51 | 2.68 | 2.85 | 3.02 |
| | 0.30 | 0.03 | 0.04 | 0.06 | 0.07 | 0.09 | 0.11 | 0.12 | 0.14 | 0.15 | 0.17 | 0.19 | 0.20 | 0.22 | 0.23 | 0.25 | 0.26 | 0.28 |
| | 18 | 0.56 | 0.90 | 1.25 | 1.59 | 1.93 | 2.27 | 2.62 | 2.96 | 3.30 | 3.64 | 3.99 | 4.33 | 4.67 | 5.01 | 5.36 | 5.70 | 6.04 |
| | 0.46 | 0.05 | 0.08 | 0.12 | 0.15 | 0.18 | 0.21 | 0.24 | 0.27 | 0.31 | 0.34 | 0.37 | 0.40 | 0.43 | 0.47 | 0.50 | 0.53 | 0.56 |
| | 24 | 0.77 | 1.24 | 1.71 | 2.18 | 2.65 | 3.13 | 3.60 | 4.07 | 4.54 | 5.01 | 5.48 | 5.95 | 6.42 | 6.89 | 7.37 | 7.84 | 8.31 |
| | 0.61 | 0.07 | 0.12 | 0.16 | 0.20 | 0.25 | 0.29 | 0.33 | 0.38 | 0.42 | 0.47 | 0.51 | 0.55 | 0.60 | 0.64 | 0.68 | 0.73 | 0.77 |
| | 30 | 0.98 | 1.58 | 2.18 | 2.78 | 3.38 | 3.98 | 4.58 | 5.18 | 5.78 | 6.38 | 6.98 | 7.58 | 8.18 | 8.78 | 9.37 | 9.97 | 10.57 |
| | 0.76 | 0.09 | 0.15 | 0.20 | 0.26 | 0.31 | 0.37 | 0.43 | 0.48 | 0.54 | 0.59 | 0.65 | 0.70 | 0.76 | 0.82 | 0.87 | 0.93 | 0.98 |
| | 36 | 1.19 | 1.92 | 2.65 | 3.37 | 4.10 | 4.83 | 5.56 | 6.29 | 7.01 | 7.74 | 8.47 | 9.20 | 9.93 | 10.66 | 11.38 | 12.11 | 12.84 |
| | 0.36 | 0.11 | 0.18 | 0.25 | 0.31 | 0.38 | 0.45 | 0.52 | 0.58 | 0.65 | 0.72 | 0.79 | 0.85 | 0.92 | 0.99 | 1.06 | 1.13 | 1.19 |
| | 42 | 1.40 | 2.26 | 3.11 | 3.97 | 4.83 | 5.68 | 6.54 | 7.40 | 8.25 | 9.11 | 9.97 | 10.82 | 11.68 | 12.54 | 13.39 | 14.25 | 15.11 |
| | 1.07 | 0.13 | 0.21 | 0.29 | 0.37 | 0.45 | 0.53 | 0.61 | 0.69 | 0.77 | 0.85 | 0.93 | 1.01 | 1.08 | 1.16 | 1.24 | 1.32 | 1.40 |
| | 48 | 1.61 | 2.59 | 3.58 | 4.56 | 5.55 | 6.53 | 7.52 | 8.51 | 9.49 | 10.48 | 11.46 | 12.45 | 13.43 | 14.42 | 15.40 | 16.39 | 17.37 |
| | 1.22 | 0.15 | 0.24 | 0.33 | 0.42 | 0.52 | 0.61 | 0.70 | 0.79 | 0.88 | 0.97 | 1.06 | 1.16 | 1.25 | 1.34 | 1.43 | 1.52 | 1.61 |
| | 54 | 1.89 | 3.05 | 4.20 | 5.36 | 6.51 | 7.67 | 8.83 | 9.98 | 11.14 | 12.30 | 13.45 | 14.61 | 15.77 | 16.92 | 18.08 | 19.24 | 20.39 |
| | 1.37 | 0.18 | 0.28 | 0.39 | 0.50 | 0.61 | 0.71 | 0.82 | 0.93 | 1.03 | 1.14 | 1.25 | 1.36 | 1.46 | 1.57 | 1.68 | 1.79 | 1.89 |
| | 60 | 2.10 | 3.38 | 4.67 | 5.95 | 7.24 | 8.52 | 9.81 | 11.09 | 12.38 | 13.66 | 14.95 | 16.23 | 17.52 | 18.80 | 20.09 | 21.37 | 22.66 |
| | 1.52 | 0.19 | 0.31 | 0.43 | 0.55 | 0.67 | 0.79 | 0.91 | 1.03 | 1.15 | 1.27 | 1.39 | 1.51 | 1.63 | 1.75 | 1.87 | 1.99 | 2.11 |
| | 66 | 2.31 | 3.72 | 5.14 | 6.55 | 7.96 | 9.38 | 10.79 | 12.20 | 13.62 | 15.03 | 16.44 | 17.86 | 19.27 | 20.68 | 22.10 | 23.51 | 24.92 |
| | 1.68 | 0.21 | 0.35 | 0.48 | 0.61 | 0.74 | 0.87 | 1.00 | 1.13 | 1.26 | 1.40 | 1.53 | 1.66 | 1.79 | 1.92 | 2.05 | 2.18 | 2.32 |
| 72 | 2.59 | 4.17 | 5.76 | 7.34 | 8.93 | 10.51 | 12.10 | 13.68 | 15.27 | 16.85 | 18.44 | 20.02 | 21.61 | 23.19 | 24.78 | 26.36 | 27.95 | |
| 1.83 | 0.24 | 0.39 | 0.53 | 0.68 | 0.83 | 0.98 | 1.12 | 1.27 | 1.42 | 1.57 | 1.71 | 1.86 | 2.01 | 2.15 | 2.30 | 2.45 | 2.60 | |
| 78 | 2.80 | 4.51 | 6.23 | 7.94 | 9.65 | 11.37 | 13.08 | 14.79 | 16.51 | 18.22 | 19.93 | 21.65 | 23.36 | 25.07 | 26.79 | 28.50 | 30.21 | |
| 1.98 | 0.26 | 0.42 | 0.58 | 0.74 | 0.90 | 1.06 | 1.21 | 1.37 | 1.53 | 1.69 | 1.85 | 2.01 | 2.17 | 2.33 | 2.49 | 2.65 | 2.81 | |
| 84 | 3.01 | 4.85 | 6.69 | 8.53 | 10.38 | 12.22 | 14.06 | 15.90 | 17.74 | 19.58 | 21.43 | 23.27 | 25.11 | 26.95 | 28.79 | 30.64 | 32.48 | |
| 2.13 | 0.28 | 0.45 | 0.62 | 0.79 | 0.96 | 1.14 | 1.31 | 1.48 | 1.65 | 1.82 | 1.99 | 2.16 | 2.33 | 2.50 | 2.67 | 2.85 | 3.02 | |
| 90 | 3.22 | 5.19 | 7.16 | 9.13 | 11.10 | 13.07 | 15.04 | 17.01 | 18.98 | 20.95 | 22.92 | 24.89 | 26.86 | | | | | |
| 2.29 | 0.30 | 0.48 | 0.67 | 0.85 | 1.03 | 1.21 | 1.40 | 1.58 | 1.76 | 1.95 | 2.13 | 2.31 | 2.50 | | | | | |
| 96 | 3.43 | 5.53 | 7.63 | 9.72 | 11.82 | 13.92 | 16.02 | 18.12 | 20.22 | 22.32 | 24.42 | 26.52 | 28.61 | | | | | |
| 2.44 | 0.32 | 0.51 | 0.71 | 0.90 | 1.10 | 1.29 | 1.49 | 1.68 | 1.88 | 2.07 | 2.27 | 2.46 | 2.66 | | | | | |
| 102 | 3.71 | 5.98 | 8.25 | 10.52 | 12.79 | 15.06 | 17.33 | 19.60 | 21.87 | 24.14 | 26.41 | 28.68 | 30.95 | | | | | |
| 2.59 | 0.34 | 0.56 | 0.77 | 0.98 | 1.19 | 1.40 | 1.61 | 1.82 | 2.03 | 2.24 | 2.45 | 2.66 | 2.88 | | | | | |
| 108 | 3.92 | 6.32 | 8.72 | 11.11 | 13.51 | 15.91 | 18.31 | 20.71 | 23.11 | 25.51 | 27.90 | 30.30 | 32.70 | | | | | |
| 2.74 | 0.36 | 0.59 | 0.81 | 1.03 | 1.26 | 1.48 | 1.70 | 1.92 | 2.15 | 2.37 | 2.59 | 2.82 | 3.04 | | | | | |
| 114 | 4.13 | 6.65 | 9.18 | 11.71 | 14.24 | 16.76 | 19.29 | 21.82 | 24.35 | 26.87 | 29.40 | 31.93 | 34.45 | | | | | |
| 2.90 | 0.38 | 0.62 | 0.85 | 1.09 | 1.32 | 1.56 | 1.79 | 2.03 | 2.26 | 2.50 | 2.73 | 2.97 | 3.20 | | | | | |
| 120 | 4.34 | 6.99 | 9.65 | 12.30 | 14.96 | 17.62 | 20.27 | 22.93 | 25.58 | 28.24 | 30.89 | 33.55 | 36.21 | | | | | |
| 3.05 | 0.40 | 0.65 | 0.90 | 1.14 | 1.39 | 1.64 | 1.88 | 2.13 | 2.38 | 2.62 | 2.87 | 3.12 | 3.36 | | | | | |



This label does not signify AMCA air performance certification.

| | | | | | |
|-----------------------|--|--------------------------------|-----------------|-------------------|--------------------|
| SCHEDULE TYPE: | | Page 3 of 3 | | | |
| PROJECT: | | Dimensions are in inches (mm). | | | |
| ENGINEER: | | DATE | B SERIES | SUPERSEDES | DRAWING NO. |
| CONTRACTOR: | | 1 - 13 - 22 | 1600F | 10 - 31 - 18 | 1606WDF |