



**EXTRUDED ALUMINUM STATIONARY LOUVER**  
**4" (102) DEEP • Y BLADE • SIGHTPROOF**  
**MODEL: 1604Y**

Model 1604Y, incorporating inverted Y style blades, is an architecturally styled 4" (102) deep sightproof louver designed with clean lines that compliment any structure's exterior styling. Available in channel or flanged type, the 4" (102) deep frame installs easily in most common wall configurations. Suitable for use in exhaust and low to medium velocity intake applications, the sightproof blade design features a center water baffle and provides good protection against general weather conditions as well as potential vandalism. Reinforcing bosses run the full length of each blade for superior strength.

**STANDARD CONSTRUCTION:**

- FRAME:** 4" (102) deep, Type 6063-T6 extruded aluminum, .080" (2.03) nominal wall thickness. Integral caulking slot provided.
- BLADES:** Type 6063-T6 extruded aluminum, .080" (2.03) nominal wall thickness, with reinforcing bosses. Inverted Y style.
- BLADE ANGLE:** Fixed at 45 degrees.
- BLADE SPACING:** Approx. 4" (102) on centers.
- BLADE SUPPORT BRACKETS:** Concealed type, factory installed on rear of louver on maximum 60" (1524) centers. Reinforced with 1 1/2" x 2" (38 x 51) angle (adds approx. 2" [51] to overall louver depth).
- MULLIONS:** Concealed architectural style allowing continuous line appearance.
- SCREEN:** 3/4" x .051 (19 x 1.3) expanded, flattened aluminum bird screen in removable frame, inside (rear) mount (adds approximately 3/8" [10] to louver depth).
- FINISH:** Mill.
- MINIMUM SIZE:** 12" W x 12" H (305 x 305).
- MAX. SINGLE SECTION SIZE:** 120" W x 84" H (3048 x 2134) or 84" W x 120" H (2134 x 3048). 70 sq. ft. (6.5m<sup>2</sup>). Larger louvers will require field assembly of smaller sections.

**OPTIONS:**

- FL** Flanged Frame.
- BSSS** Type 304 S.S. Bird Screen.
- BSN** No Bird Screen.
- ISA** Aluminum Insect Screen.
- ISSS** Type 304 S.S. Insect Screen.
- WE** Welded Construction.
- ESI** Extended Sill.
- FR1** 1" (25) Filter Rack.
- FR2** 2" (51) Filter Rack.
- PAC** Perimeter Anchor Clips.
- Other:** \_\_\_\_\_

**OPTIONAL FINISHES:**

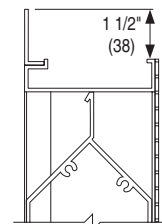
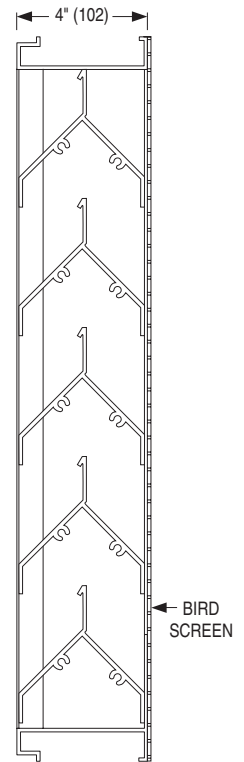
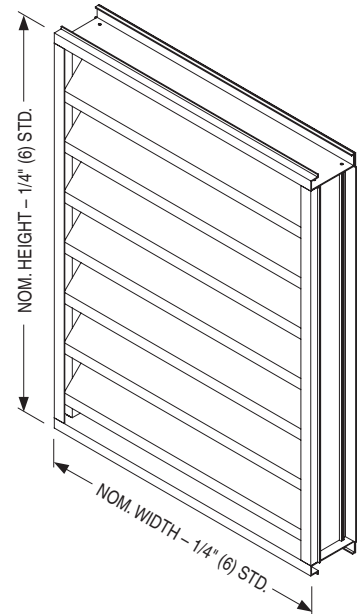
- PC3** Powder Coat AAMA 2603. Color: \_\_\_\_\_.
- PC4** High Performance Powder Coat AAMA 2604 (Equivalent to 50% Kynar®). Color: \_\_\_\_\_.
- PC5** Fluoropolymer Powder Coat AAMA 2605 (Equivalent to 70% Kynar®). Color: \_\_\_\_\_.
- PCC** Prime Coat.
- AN04** Clear Anodized 204-R1.
- AN15** Clear Anodized 215-R1.

Color Anodized:

- ANLB** Light Bronze.
- ANDB** Dark Bronze.
- ANMB** Medium Bronze.
- ANBK** Black.

**OPTIONAL W x H SIZING** (1/4" [6.5] Undersize standard):

- U00** Exact Size.
- U38** Undersize 3/8" (9.5).
- U50** Undersize 1/2" (12.7).



FLANGED FRAME (FL)  
(OPTIONAL)

<b>SCHEDULE TYPE:</b>
<b>PROJECT:</b>
<b>ENGINEER:</b>
<b>CONTRACTOR:</b>

Page 1 of 2  
Dimensions are in inches (mm).

DATE	B SERIES	SUPERSEDES	DRAWING NO.
2 - 17 - 22	1600	7 - 11 - 13	1604Y

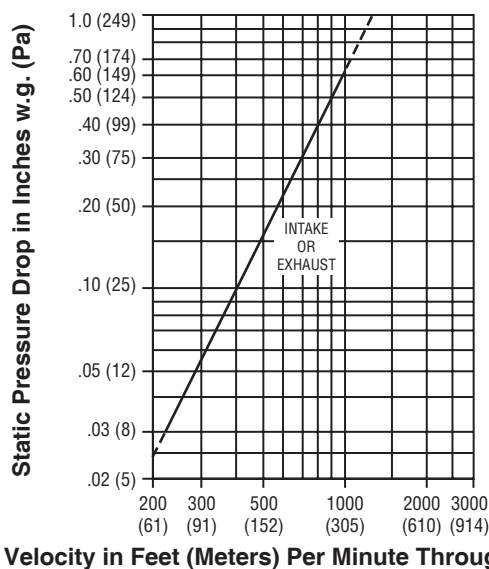


**EXTRUDED ALUMINUM STATIONARY LOUVER**  
**4" (102) DEEP • Y BLADE • SIGHTPROOF**  
**PERFORMANCE DATA**  
**MODEL: 1604Y**

**FREE AREA in Square Feet and Square Meters**

		Width in Inches and Meters																		
		12	18	24	30	36	42	48	54	60	66	72	78	84	90	96	102	108	114	120
Height in Inches and Meters	12	0.11	0.17	0.24	0.30	0.37	0.43	0.50	0.57	0.63	0.70	0.76	0.83	0.90	0.96	1.03	1.09	1.16	1.22	1.29
	0.30	0.01	0.02	0.02	0.03	0.03	0.04	0.05	0.05	0.06	0.06	0.07	0.08	0.08	0.09	0.10	0.10	0.11	0.11	0.12
	18	0.28	0.46	0.63	0.81	0.98	1.16	1.33	1.51	1.68	1.86	2.03	2.21	2.38	2.56	2.73	2.91	3.08	3.26	3.43
	0.46	0.03	0.04	0.06	0.07	0.09	0.11	0.12	0.14	0.16	0.17	0.19	0.21	0.22	0.24	0.25	0.27	0.29	0.30	0.32
	24	0.40	0.66	0.91	1.16	1.42	1.67	1.92	2.17	2.43	2.68	2.93	3.19	3.44	3.69	3.94	4.20	4.45	4.70	4.96
	0.61	0.04	0.06	0.08	0.11	0.13	0.16	0.18	0.20	0.23	0.25	0.27	0.30	0.32	0.34	0.37	0.39	0.41	0.44	0.46
	30	0.57	0.93	1.29	1.65	2.01	2.37	2.73	3.09	3.45	3.81	4.17	4.53	4.89	5.25	5.61	5.97	6.33	6.68	7.04
	0.76	0.05	0.09	0.12	0.15	0.19	0.22	0.25	0.29	0.32	0.35	0.39	0.42	0.45	0.49	0.52	0.55	0.59	0.62	0.65
	36	0.69	1.12	1.55	1.99	2.42	2.85	3.28	3.72	4.15	4.58	5.01	5.44	5.88	6.31	6.74	7.17	7.60	8.04	8.47
	0.91	0.06	0.10	0.14	0.18	0.22	0.26	0.30	0.35	0.39	0.43	0.47	0.51	0.55	0.59	0.63	0.67	0.71	0.75	0.79
	42	0.87	1.41	1.96	2.50	3.04	3.59	4.13	4.67	5.22	5.76	6.31	6.85	7.39	7.94	8.48	9.02	9.57	10.11	10.65
	1.07	0.08	0.13	0.18	0.23	0.28	0.33	0.38	0.43	0.48	0.54	0.59	0.64	0.69	0.74	0.79	0.84	0.89	0.94	0.99
	48	0.98	1.60	2.21	2.83	3.44	4.05	4.67	5.28	5.90	6.51	7.13	7.74	8.36	8.97	9.58	10.20	10.81	11.43	12.04
	1.22	0.09	0.15	0.21	0.26	0.32	0.38	0.43	0.49	0.55	0.61	0.66	0.72	0.78	0.83	0.89	0.95	1.00	1.06	1.12
	54	1.16	1.89	2.62	3.34	4.07	4.80	5.53	6.25	6.98	7.71	8.44	9.16	9.89	10.62	11.35	12.07	12.80	13.53	14.26
	1.37	0.11	0.18	0.24	0.31	0.38	0.45	0.51	0.58	0.65	0.72	0.78	0.85	0.92	0.99	1.05	1.12	1.19	1.26	1.32
	60	1.27	2.07	2.86	3.66	4.46	5.25	6.05	6.85	7.64	8.44	9.23	10.03	10.83	11.62	12.42	13.21	14.01	14.81	15.60
	1.52	0.12	0.19	0.27	0.34	0.41	0.49	0.56	0.64	0.71	0.78	0.86	0.93	1.01	1.08	1.15	1.23	1.30	1.38	1.45
	66	1.46	2.38	3.29	4.20	5.12	6.03	6.95	7.86	8.77	9.69	10.60	11.52	12.43	13.35	14.26	15.17	16.09	17.00	17.92
	1.68	0.14	0.22	0.31	0.39	0.48	0.56	0.65	0.73	0.82	0.90	0.98	1.07	1.15	1.24	1.32	1.41	1.49	1.58	1.66
72	1.57	2.56	3.54	4.53	5.51	6.49	7.48	8.46	9.45	10.43	11.42	12.40	13.39	14.37	15.35	16.34	17.32	18.31	19.29	
1.83	0.15	0.24	0.33	0.42	0.51	0.60	0.69	0.79	0.88	0.97	1.06	1.15	1.24	1.33	1.43	1.52	1.61	1.70	1.79	
78	1.76	2.86	3.97	5.07	6.17	7.27	8.38	9.48	10.58	11.68	12.79	13.89	14.99	16.09	17.20	18.30	19.40	20.50	21.61	
1.98	0.16	0.27	0.37	0.47	0.57	0.68	0.78	0.88	0.98	1.09	1.19	1.29	1.39	1.50	1.60	1.70	1.80	1.90	2.01	
84	1.86	3.02	4.18	5.34	6.51	7.67	8.83	9.99	11.15	12.32	13.48	14.64	15.80	16.96	18.13	19.29	20.45	21.61	22.77	
2.13	0.17	0.28	0.39	0.50	0.60	0.71	0.82	0.93	1.04	1.14	1.25	1.36	1.47	1.58	1.68	1.79	1.90	2.01	2.12	
90	2.06	3.35	4.63	5.92	7.21	8.50	9.79	11.07	12.36	13.65	14.94	16.23	17.51	18.80	20.09	21.38	22.66	23.95	25.24	
2.29	0.19	0.31	0.43	0.55	0.67	0.79	0.91	1.03	1.15	1.27	1.39	1.51	1.63	1.75	1.87	1.99	2.11	2.23	2.34	
96	2.17	3.53	4.89	6.24	7.60	8.96	10.32	11.67	13.03	14.39	15.75	17.11	18.46	19.82	21.18	22.54	23.90	25.25	26.61	
2.44	0.20	0.33	0.45	0.58	0.71	0.83	0.96	1.08	1.21	1.34	1.46	1.59	1.72	1.84	1.97	2.09	2.22	2.35	2.47	
102	2.34	3.81	5.27	6.74	8.20	9.67	11.13	12.60	14.07	15.53	17.00	18.46	19.93	21.39	22.86	24.32	25.79	27.25	28.72	
2.59	0.22	0.35	0.49	0.63	0.76	0.90	1.03	1.17	1.31	1.44	1.58	1.72	1.85	1.99	2.12	2.26	2.40	2.53	2.67	
108	2.46	4.00	5.54	7.08	8.62	10.16	11.70	13.24	14.78	16.32	17.86	19.40	20.94	22.48	24.02	25.56	27.10	28.64	30.18	
2.74	0.23	0.37	0.51	0.66	0.80	0.94	1.09	1.23	1.37	1.52	1.66	1.80	1.95	2.09	2.23	2.37	2.52	2.66	2.80	
114	2.65	4.31	5.97	7.63	9.28	10.94	12.60	14.26	15.92	17.58	19.24	20.89	22.55	24.21	25.87	27.53	29.19	30.85	32.50	
2.90	0.25	0.40	0.55	0.71	0.86	1.02	1.17	1.32	1.48	1.63	1.79	1.94	2.10	2.25	2.40	2.56	2.71	2.87	3.02	
120	2.76	4.48	6.21	7.93	9.66	11.38	13.11	14.83	16.56	18.28	20.01	21.73	23.46	25.18	26.91	28.63	30.36	32.08	33.81	
3.05	0.26	0.42	0.58	0.74	0.90	1.06	1.22	1.38	1.54	1.70	1.86	2.02	2.18	2.34	2.50	2.66	2.82	2.98	3.14	

**PRESSURE DROP**



Louver test size: 48" x 48" (1219 x 1219 mm).  
 Standard air density @ 0.075 lbs/ft³.  
 Tested to AMCA Fig. 5.5-6.5.

<b>SCHEDULE TYPE:</b>	Page 2 of 2			
<b>PROJECT:</b>	Dimensions are in inches (mm).			
<b>ENGINEER:</b>	<b>DATE</b>	<b>B SERIES</b>	<b>SUPERSEDES</b>	<b>DRAWING NO.</b>
<b>CONTRACTOR:</b>	2 - 17 - 22	1600	7 - 11 - 13	1604Y